



# Basic English for Computing

Eric H. Glendinning  
John McEwan

OXFORD

# Basic English for Computing

Eric H. Glendinning  
John McEwan

OXFORD  
UNIVERSITY PRESS

Oxford University Press  
Great Clarendon Street, Oxford OX1 6DP

Oxford New York  
Auckland Bangkok Buenos Aires Cape Town  
Chennai Dar es Salaam Delhi Hong Kong  
Istanbul Karachi Kolkata Kuala Lumpur  
Madrid Melbourne Mexico City Mumbai  
Nairobi São Paulo Shanghai Singapore Taipei  
Tokyo Toronto

with an associated company in Berlin

OXFORD and OXFORD ENGLISH  
are trade marks of Oxford University Press

ISBN 0 19 457396 6  
© Oxford University Press 1999

First impression 1999  
Seventh impression 2002

**No unauthorized photocopying**

All rights reserved. No part of this publication may be reproduced, stored in a retrieval system, or transmitted, in any form or by any means, without the prior permission in writing of Oxford University

Press, or as expressly permitted by law, or under terms agreed with the appropriate reprographics rights organization. Enquiries concerning reproduction outside the scope of the above should be sent to the FRT Rights Department, Oxford University Press, at the address above.

You must not circulate this book in any other binding or cover and you must impose this same condition on any acquirer.

Any websites referred to in this publication are in the public domain and their addresses are provided by Oxford University Press for information only. Oxford University Press disclaims any responsibility for the content.

Designed by Holdsworth Associates, Isle of Wight  
Typeset by Oxford University Press  
Illustrations by Stefan Chabluk  
Printed in China

The authors and publisher are grateful to those who have given permission to reproduce the following extracts and adaptations of copyright material:

- p7 *Computing Concepts* by T. Duffy and T. Berchelmann, reprinted by permission of Course Technology.
- p19 *Second Guardian Education Source Book*, by permission of The Guardian.
- p22 GSVQ Level 3 in Information Technology, course description from Edinburgh's Telford College Course Information Booklet, by permission of Edinburgh's Telford College.
- pp27 & 79 *Computing Studies* by J. Walsh, reproduced by permission of Hodder & Stoughton Ltd.
- p37 'Administration: Establishing a comprehensive backup regime' from *Personal Computer* magazine, June 1993 issue. Published by VNU Business Publications, reproduced with their permission.
- p59 'Exploring the World Wide Web' from *Computer Success* by Orbis Publishing Ltd., with their permission.
- p63 Page from the Hill Street Theatre website, designed by Saladin Rospiglost, and reproduced with his permission.
- p68 'Desktop publishing: fonts and clipart' appeared in *Personal Computer World*, May 1997 issue. Reproduced by permission of VNU Business Publications Limited, publishers of *Personal Computer World*.
- pp75 & 76 *Computer Studies* by R. Crawford, published by Addison Wesley Longman. Reprinted by permission of Addison Wesley Longman Ltd.
- pp91, 95, 96, 100 & 101 H. L. Capron, *Computers and Information Systems*, (pages 46, 47, 52, 53, 150, 351). © 1996 The Benjamin Cummings Publishing Company Inc. Reprinted by permission of Addison Wesley Longman.
- p96 Reproduced from *The Usborne Computer Dictionary for Beginners* by permission of Usborne Publishing, 83-85 Saffron Hill, London EC1N 8RT. Copyright © 1995 Usborne Publishing Ltd.
- p96 'What is a micro-machine?' from *Computer Shopper*, June 1996 issue. Reprinted by permission of Dennis Publishing Limited.
- p100 'Computer shopping' from the *Education Guardian*, 8 April 1997. Reprinted by permission of the *Guardian*.
- p107 Reproduced from *Usborne Computer Guides: Computers for Beginners* by permission of Usborne Publishing, 83-85 Saffron Hill, London EC1N 8RT. Copyright © 1994, 1997 Usborne Publishing Ltd.
- p109 Headlines 'Tears that new virus causes Internet chaos' and 'Police turning cybercop to net villains' taken from *The Scotsman*, and reproduced by their permission.
- p109 Headlines 'Cyberspace faces crucial court test' and 'Net bomb blast injures boys' taken from the *Guardian*, and reproduced by their permission.
- p109 Headline 'Crime and punishment' taken from *PC Pro* magazine, with their permission.
- pp110 & 111 Job descriptions taken from JIG-CAL Explorer '99, reprinted with the permission of JIG-CAL Progressions, designers of careers guidance software.

# Contents

	<i>Page</i>		<i>Page</i>
<b>Unit 1</b>	6	<b>Everyday uses of computers</b>	<b>Unit 6</b> 26
	6	Tuning-in	26 Tuning-in
	6	Listening: Computer uses	26 Listening: Voice input
	7	Reading: Computers in everyday life	27 Reading: Input devices
	7	Language work: Articles	28 Language work: Function
	8	Aids to communication	28 Problem-solving
	8	Problem-solving	29 Writing
	9	Writing	
<b>Unit 2</b>	10	<b>Types of computer</b>	<b>Unit 7</b> 30
	10	Tuning-in	30 Tuning-in
	10	Listening: Buying a computer 1	30 Listening: Printers
	11	Reading: Types of computer	31 Reading: How to read a monitor ad
	12	Language work: Comparison	32 Language work: Giving advice
	13	Aids to communication	33 Problem-solving
	13	Problem-solving	33 Writing
	13	Writing	
<b>Unit 3</b>	14	<b>Parts of a computer</b>	<b>Unit 8</b> 34
	14	Tuning-in	34 Tuning-in
	14	Listening: Buying a computer 2	34 Listening: Hard disk drive
	15	Reading: The motherboard	35 Reading: Storage devices
	16	Language work: Making instructions	36 Language work: Linking words
	17	Problem-solving	37 Problem-solving
	17	Writing	37 Speaking
<b>Unit 4</b>	18	<b>Keyboard and mouse</b>	<b>Unit 9</b> 38
	18	Tuning-in	38 Tuning-in
	18	Listening: The keyboard	38 Listening: Dialog box
	19	Reading: The mouse	39 Reading: WIMP
	20	Language work: Present simple	40 Language work: Making definitions
	20	Problem-solving	41 Aids to communication
	21	Speaking	41 Problem-solving
	21	Writing	41 Writing
<b>Unit 5</b>	22	<b>Interview: Student</b>	<b>Unit 10</b> 42
	22	Tuning-in	42 <b>Interview: Computing Support Assistant</b>
	22	Listening	42 Tuning-in
	24	Language work: <i>Wh</i> -questions with the Present simple	42 Listening
	25	Writing	43 Language work: Adverbs of frequency
	25	Computing words and abbreviations	44 Computing words and abbreviations
			45 Writing

	<i>Page</i>		<i>Page</i>
<b>Unit 11</b>	46	<b>Networks</b>	
	46	Tuning-in	
	46	Reading: Networks	
	47	Listening: Network topologies	
	48	Language work: Predicting consequences	
	49	Problem-solving	
	49	Writing	
<b>Unit 12</b>	50	<b>Communications</b>	
	50	Tuning-in	
	51	Listening: Voicemail	
	52	Reading: Video conferencing	
	53	Language work: Present passive	
	53	Problem-solving	
	53	Speaking	
<b>Unit 13</b>	54	<b>The Internet 1: email and newsgroups</b>	
	54	Tuning-in	
	54	Listening: Email	
	55	Reading: Newsgroups	
	56	Language work: Past simple vs Past continuous	
	57	Problem-solving	
	57	Writing	
<b>Unit 14</b>	58	<b>The Internet 2: the World Wide Web</b>	
	58	Tuning-in	
	58	Reading: Webpages	
	60	Listening: Browser	
	61	Language work: <i>-ing</i> forms	
	62	Problem-solving	
	62	Writing	
<b>Unit 15</b>	63	<b>Interview: Website designer</b>	
	63	Tuning-in	
	63	Listening	
	64	Language work: Indicating importance	
	65	Computing words and abbreviations	
	65	Writing	
<b>Unit 16</b>	66	<b>Word processing</b>	
	66	Tuning-in	
	66	Listening: Word processing screen	
	67	Reading: Draft letters	
	67	Language work: Present perfect passive	
	68	Problem-solving	
	69	Writing	
	69	Speaking	
<b>Unit 17</b>	70	<b>Databases and spreadsheets</b>	
	70	Tuning-in	
	70	Reading: Database search	
	71	Listening: Spreadsheet	
	72	Language work: Certainty 1	
	73	Problem-solving	
	73	Writing	
<b>Unit 18</b>	74	<b>Graphics and multimedia</b>	
	74	Tuning-in	
	74	Listening: Drawing a graphic	
	75	Reading: Desktop publishing (DTP)	
	76	Language work: Time clauses	
	77	Problem-solving	
	77	Writing	
<b>Unit 19</b>	78	<b>Programming</b>	
	78	Tuning-in	
	78	Listening: Flowcharts	
	79	Reading: Types of error	
	80	Language work: Problem and solution	
	80	Problem-solving	
	81	Writing	
<b>Unit 20</b>	82	<b>Interview: Analyst/programmer</b>	
	82	Tuning-in	
	82	Listening	
	83	Language work: Present simple vs Present continuous	
	84	Computing words and abbreviations	
	85	Speaking	
<b>Unit 21</b>	86	<b>Languages</b>	
	86	Tuning-in	
	86	Listening: A Basic program	
	87	Reading: Computing languages	
	88	Language work: Reporting screen messages	
	89	Problem-solving	
	89	Writing	
<b>Unit 22</b>	90	<b>Low-level systems</b>	
	90	Tuning-in	
	90	Listening: The CPU	
	91	Reading: The machine cycle	
	92	Language work: Contrast	
	93	Problem-solving	
	93	Writing	

	<i>Page</i>	
<b>Unit 23</b>	94	<b>Future trends 1</b>
	94	Tuning-in
	95	Listening: Virtual reality
	95	Reading: Future developments
	96	Language work: Making predictions
	97	Problem-solving
	97	Writing
<b>Unit 24</b>	98	<b>Future trends 2</b>
	98	Tuning-in
	99	Listening: Schooling of the future
	100	Reading: Future trends
	101	Language work: <i>will and would</i>
	102	Speaking
	102	Problem-solving
<b>Unit 25</b>	103	<b>Interview: IT Manager</b>
	103	Tuning-in
	103	Listening
	104	Language work: Certainty 2
	105	Computing words and abbreviations
	105	Writing
<b>Unit 26</b>	106	<b>Issues in computing</b>
	106	Tuning-in
	106	Listening: Access systems
	106	Reading: Viruses
	108	Language work: Making guidelines and rules
	109	Problem-solving
	109	Writing

	<i>Page</i>	
<b>Unit 27</b>	110	<b>Careers in computing</b>
	110	Tuning-in
	110	Reading: Computing jobs
	112	Listening: Talking about work
	112	Language work: Job requirements
	113	Problem-solving
	113	Writing
<b>Unit 28</b>	114	<b>Interview: Systems Manager</b>
	114	Tuning-in
	114	Listening
	115	Language work: Revision
	116	Speaking
	116	Problem-solving
	117	Computing words
	118	<b>Student A</b> Pair work
	119	<b>Student B</b> Pair work
	120	<b>Glossary</b> of computing terms and abbreviations

# 1

## Everyday uses of computers

### Tuning-in

#### Task 1

We use computers in many different places.  
Which places can you link these computer documents with?



#### Task 2

In groups, make a list of other places where you can find computer documents. Try to say what the documents are, and what they are used for.

### Listening: Computer uses

#### Task 3

Match these words (1–8) to the correct locations (a–d).

- |            |                   |                  |
|------------|-------------------|------------------|
| 1 games    | 5 flight          | a a factory      |
| 2 machines | 6 letters         | b a supermarket  |
| 3 tickets  | 7 barcode readers | c a travel agent |
| 4 wages    | 8 tills           | d a home         |



#### Task 4

Listen to the tape. Identify which place is described in each extract.

## Reading: Computers in everyday life

### Task 5

Tick (✓) the computer uses mentioned in the following article.

- |   |                                      |
|---|--------------------------------------|
| <input type="checkbox"/> home                   | <input type="checkbox"/> art         |
| <input type="checkbox"/> hospitals              | <input type="checkbox"/> banking     |
| <input type="checkbox"/> engineering            | <input type="checkbox"/> libraries   |
| <input type="checkbox"/> shopping               | <input type="checkbox"/> film-making |
| <input type="checkbox"/> television advertising | <input type="checkbox"/> schools     |

Computers are part of our everyday lives. They have an effect on almost everything you do. When you buy groceries at a supermarket, a computer is used with laser and barcode technology to scan the price of each item and present a total. Barcoding items (clothes, food, and books) requires a computer to generate the barcode labels and maintain the inventory. Most television advertisements and many films use graphics produced by a computer. In hospitals, bedside terminals connected to the hospital's main computer allow doctors to type in orders for blood tests and to schedule operations. Banks use computers to look after their customers' money. In libraries and bookshops, computers can help you to find the book you want as quickly as possible.

### Language work: Articles

Study these nouns.

*a supermarket    technology    a computer    money*

*Supermarket* and *computer* are countable nouns.

We say *a supermarket* and *supermarkets*.

*Technology* and *money* are uncountable nouns.

They have no plural and you cannot use them with *a* or *an*.

Study this paragraph.

*Computers have many uses. In shops a computer scans the price of each item. Then the computer calculates the total cost of all the items.*

We use a plural noun with no article, or an uncountable noun, when we talk about things in general.

*Computers have many uses.*

*Information technology is popular.*

We use *a/an* when we mention a countable noun for the first time.

*In shops a computer scans the price of each item.*

When we mention the same noun again, we use *the*.

*The computer calculates the total cost.*

We use *the* with countable and uncountable nouns to refer to specific things.

*The price of each item.*

*The total cost of all the items.*

*The speed of this computer.*



**Task 6**

Here are some common nouns in computing. With the help of the Glossary on page 120, divide them into countable and uncountable nouns. In the Glossary, and in most dictionaries, nouns are marked *C* for countable and *U* for uncountable.

1 capacity	4 disk	7 monitor	10 speed
2 data	5 drive	8 mouse	
3 device	6 memory	9 software	

**Task 7**

Fill in the gaps in this paragraph with *a/an* or *the* where necessary.

The Walsh family have <sup>1</sup>\_\_\_\_\_ computer at home. Their son uses <sup>2</sup>\_\_\_\_\_ computer to help with <sup>3</sup>\_\_\_\_\_ homework and to play <sup>4</sup>\_\_\_\_\_ computer games. Their student daughter uses <sup>5</sup>\_\_\_\_\_ computer for <sup>6</sup>\_\_\_\_\_ projects and for <sup>7</sup>\_\_\_\_\_ email. All <sup>8</sup>\_\_\_\_\_ family use it to get <sup>9</sup>\_\_\_\_\_ information from <sup>10</sup>\_\_\_\_\_ Internet.

**Aids to communication**

Here are some phrases to use when you do not understand what someone says to you.

*What does X mean?*

*Could you say that again, please?*

*I'm sorry, I didn't understand that.*

*A little more slowly, please.*

Here are some phrases to use when you need help from your teacher.


*What's the English for ...?*

*How do you say ...?*

**Problem-solving****Task 8**

Study these screens. Each shows a program used by a different occupation.

- Who uses each program?
- What do they use it for?
- What did they use before computers?
- How do computers make their work easier?



Database		Record Display from Edinburgh University Library (all sites)	
Keyword		Record 34 of 42 for search:	
Browse		2 12 23 32	
New			
Results		TITLE	
Hold		Practical English Usage, New Edition / Michael Swan	
		AUTHOR	
		Swan, Michael	
		PUBLISHER	
		Oxford : Oxford University Press, 1995	
		ISBN	
		019431197X (pbk)	
		SUBJECTS	
		Language and languages	
		Library Holdings	
		Location	Status
		Shelfmark	

## Writing

**Task 9** Match the places in column A with the computer uses in column B.

A

banks  
factories  
homes  
hospitals  
shops

B

control machines  
calculate the bill  
look after patient records and medicines  
provide entertainment and information  
control our money

**Task 10** Now fill in the gaps in this paragraph about computer uses.

Computers are now part of our everyday life. In shops, they <sup>1</sup>\_\_\_\_\_.  
In factories, they <sup>2</sup>\_\_\_\_\_. In <sup>3</sup>\_\_\_\_\_, they look after  
patient records and medicines. When we have a bank account, a computer  
<sup>4</sup>\_\_\_\_\_. In our homes, computers <sup>5</sup>\_\_\_\_\_.

# 2 Types of computer

## Tuning-in

**Task 1** Match these names to the different types of computer.

- |             |            |                |
|-------------|------------|----------------|
| 1 mainframe | 3 notebook | 5 PC           |
| 2 laptop    | 4 handheld | 6 minicomputer |



**Task 2** Who uses these types of computer? Where do they use them? Make a list.

## Listening: Buying a computer 1

**Task 3** Listen to Part 1 of this conversation between a shop assistant and a customer. Tick (✓) the correct answers to these questions.

- |                                      |                                    |
|--------------------------------------|------------------------------------|
| 1 The customer wants a computer for: | 2 A multimedia computer provides:  |
| <input type="checkbox"/> writing     | <input type="checkbox"/> sound     |
| <input type="checkbox"/> graphics    | <input type="checkbox"/> telephone |
| <input type="checkbox"/> games       | <input type="checkbox"/> video     |
| <input type="checkbox"/> Internet    | <input type="checkbox"/> animation |
| <input type="checkbox"/> video       |                                    |

**Task 4** Listen to Part 2 of the conversation. In column A, tick the hardware items named.

A	B	Device	A	B	Device
<input type="checkbox"/>	<input type="checkbox"/>	multimedia computer	<input type="checkbox"/>	<input type="checkbox"/>	handheld
<input type="checkbox"/>	<input type="checkbox"/>	multimedia notebook	<input type="checkbox"/>	<input type="checkbox"/>	printer
<input type="checkbox"/>	<input type="checkbox"/>	subnotebook	<input type="checkbox"/>	<input type="checkbox"/>	monitor
<input type="checkbox"/>	<input type="checkbox"/>	laptop	<input type="checkbox"/>	<input type="checkbox"/>	modem

**Task 5** Listen again to the conversation. In Column B, tick the items the assistant recommends.

## Reading: Types of computer

### Task 6

Study these details of different types of computer. Find the answers to these questions. Which type of computer is:

- 1 the most common?
- 2 small enough for a pocket?
- 3 the most common portable?
- 4 used by many people at the same time?
- 5 used like mainframes?
- 6 also called a handheld computer?
- 7 the most powerful?
- 8 not suitable for a lot of typing?

Types of computer	Notes
Mainframes	Large, powerful, expensive. Multi-user systems – used by many people at the same time. Used for processing very large amounts of data. The most powerful mainframes are called <i>supercomputers</i> .
Minicomputers	Used like mainframes. Not as big, powerful, or expensive as mainframes. Less common now because microcomputers have improved.
Microcomputers or Personal computers (PCs)	The most common type of computer. Smaller, cheaper, and less powerful than mainframes and minicomputers.

Types of portable	Notes
Laptop	About the size of a small typewriter. Less common now because smaller and lighter portables are available.
Notebook	About the size of a piece of writing paper. The most common type of portable.
Subnotebook	Not quite as big as notebooks. Can fit into a jacket pocket.
Handheld or Palmtop	Small enough to fit into the palm of one hand. Not easy to type with because of their size. Often used as personal organizers.

## Language work: Comparison

Study this comparison of three types of computer.

	Mainframes	Minicomputers	Microcomputers
Size	+++	++	+
Power	+++	++	+
Cost	+++	++	+

We compare things using adjectives in two ways.

- 1 We can compare one type of computer with another.

*Minicomputers are **bigger than** microcomputers.*

*Mainframes are **more expensive than** microcomputers.*

For negative comparisons, we can say:

*Microcomputers are **not as big as** minicomputers.*

*Microcomputers are **not as powerful as** mainframes.*

- 2 We can compare mainframes to all other types of computer.

*Mainframes are **the biggest** computers.*

*Mainframes are **the most powerful** computers.*

*Mainframes are **the most expensive** computers.*

With short adjectives (*big, small, fast*), we add *-er* and *-est* (*faster, fastest*).

With longer adjectives (*powerful, expensive*), we use *more/less* and *the most/the least* before the adjective (*more powerful, the most powerful*).

Remember these two exceptions:

*good – better – the best      bad – worse – the worst*

### Task 7

Choose the correct adjective. Then fill in the gaps with the correct form of the adjective.

- 1 *light/heavy* Laptops are <sup>1</sup>\_\_\_\_\_ than desktop computers, but <sup>2</sup>\_\_\_\_\_ than notebooks.
- 2 *large/small* The mainframe is the <sup>3</sup>\_\_\_\_\_ type of computer. A minicomputer is <sup>4</sup>\_\_\_\_\_ than a microcomputer.
- 3 *common/good* Personal computers are <sup>5</sup>\_\_\_\_\_ than mainframes but mainframes are <sup>6</sup>\_\_\_\_\_ than personal computers at processing very large amounts of data.
- 4 *powerful/expensive* Minicomputers are <sup>7</sup>\_\_\_\_\_ than mainframes but they are also <sup>8</sup>\_\_\_\_\_.
- 5 *fast/cheap* New computers are <sup>9</sup>\_\_\_\_\_ and sometimes <sup>10</sup>\_\_\_\_\_ than older machines.
- 6 *powerful/expensive* Laptops are often <sup>11</sup>\_\_\_\_\_ than PCs but they are not as <sup>12</sup>\_\_\_\_\_.

## Aids to communication

Here are some phrases to use when agreeing or disagreeing with someone.

A: (I think) The best computer for a \_\_\_\_\_ is \_\_\_\_\_.

B: I agree. / I think so too.

C: I disagree. / I don't think so.

## Problem-solving

### Task 8

In pairs, decide what sort of computer is best for each of these users.

- 1 John Wilmott is a salesperson and he spends a lot of time visiting customers. He wants a computer to carry with him so he can access data about his customers and record his sales.
- 2 Pat Nye is a personnel officer. She needs a computer to keep staff records and to keep a diary of appointments. She also needs a computer for writing letters.
- 3 The University of the North needs a computer to look after its accounts, its network, the records of all students and staff, and to help with scientific research.
- 4 The James family want a computer for entertainment, writing letters, the Internet, and for calculating tax.

## Writing

### Task 9

Put the words in brackets into the correct form to make an accurate description of sizes of computers.

There are different types of computer. The (*large*) <sup>1</sup> \_\_\_\_\_ and (*powerful*) <sup>2</sup> \_\_\_\_\_ are mainframe computers. Minicomputers are (*small*) <sup>3</sup> \_\_\_\_\_ than mainframes but are still very powerful.

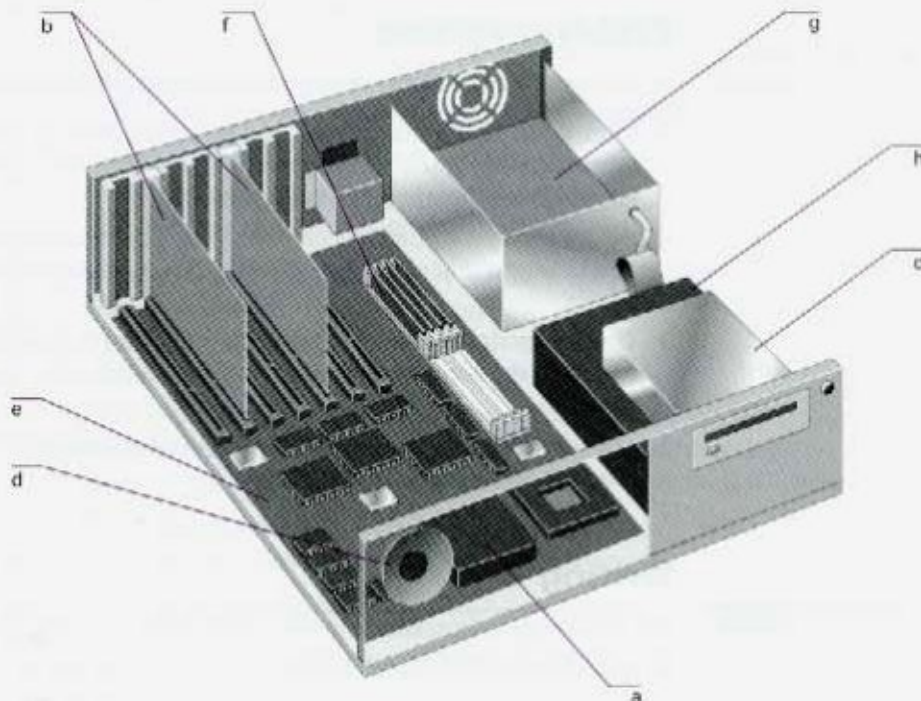
Microcomputers are small enough to sit on a desk. They are the (*common*) <sup>4</sup> \_\_\_\_\_ type of computer. They are usually (*powerful*) <sup>5</sup> \_\_\_\_\_ than minicomputers.

Portable computers are (*small*) <sup>6</sup> \_\_\_\_\_ than desktops. The (*large*) <sup>7</sup> \_\_\_\_\_ portable is a laptop. (*Small*) <sup>8</sup> \_\_\_\_\_ portables, about the size of a piece of writing paper, are called notebook computers. Subnotebooks are (*small*) <sup>9</sup> \_\_\_\_\_ than notebooks. You can hold the (*small*) <sup>10</sup> \_\_\_\_\_ computers in one hand. They are called handheld computers or palmtop computers.

# 3 Parts of a computer

## Tuning-in

**Task 1** Work in pairs. Study this diagram of the inside of a computer. Can you label these components? Compare your answers with other students in your class.



- |                   |                   |
|-------------------|-------------------|
| 1 hard disk drive | 5 processor       |
| 2 motherboard     | 6 speaker         |
| 3 memory chips    | 7 expansion cards |
| 4 power supply    | 8 floppy drive    |

## Listening: Buying a computer 2

**Task 2** Use the Glossary on page 120 to find out what these terms mean.

- 1 byte    2 Gb    3 Kb    4 Mb    5 MHz


**Task 3**

Listen to this conversation about buying a computer and complete the units in the table below.

Component	Capacity/speed measured in	Component	Capacity/speed measured in
processor	_____	cache memory	_____
RAM	_____	hard disk	_____
video memory	_____		

**Reading: The motherboard****Task 4**

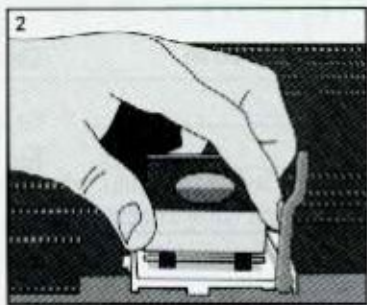
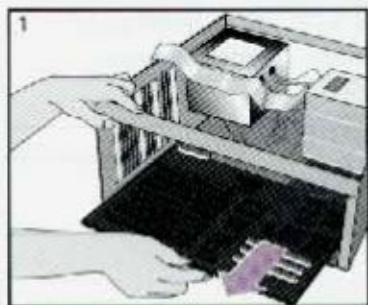
Study this diagram of a PC motherboard. Match the components to their descriptions. If you need help, use the Glossary on page 120.



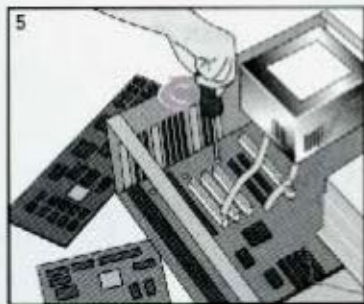

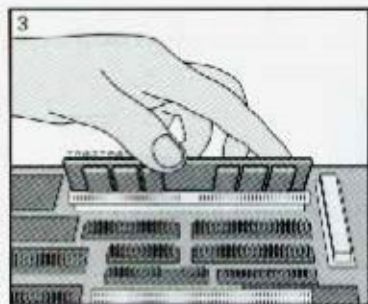
- 1 These are memory chips. The more you have, the more work you can do at a time. Empty memory slots mean you can add more memory.
- 2 This is the 'brain' of the computer.
- 3 It's part of the memory store. It has extremely fast access. It's faster than normal RAM. It can speed up the computer.
- 4 These let you add features such as sound or a modem to your computer.
- 5 This kind of memory contains all the instructions your computer needs to activate itself when you switch on. Unlike RAM, its contents are retained when you switch off.



**Task 5** Study these instructions for replacing the motherboard in a PC. Match the instructions to each picture. The pictures are in the correct order.



- a Add the processor.
- b Fit the new motherboard.
- c Remove the old motherboard.
- d Put it back together.
- e Add the memory.  
Don't touch the contacts.



### Language work: Making instructions

Note how we make simple instructions in English.

*Add the memory. Don't touch the contacts.*

We can show the order of instructions by numbering them (1, 2, 3, etc.) or by using sequence words like these:

- First, ...*
- Then ...*
- Next, ...*
- After that, ...*
- Finally, ...*

**Task 6** Study these instructions for virus-checking a disk. Fill in the gaps with verbs from this list. Use *Don't* where appropriate.

click    exit    put    select    start

- 1 \_\_\_\_\_ the disk into the drive.
- 2 \_\_\_\_\_ the virus checking program.
- 3 \_\_\_\_\_ the drive to be checked.
- 4 \_\_\_\_\_ the 'Find' button.
- 5 \_\_\_\_\_ the program until the check is complete.
- 6 \_\_\_\_\_ 'Yes' or 'No' for checking another disk.

### Task 7

Study these instructions for formatting a disk in Microsoft Windows. Write the instructions in the correct order (1–6), using sequence words. You will have to use one of the words more than once.

- a  Select 'OK' to start formatting the disk.
- b  Choose 'Format' from the drop-down menu.
- c  Click the 'Start' button.
- d  Put the disk into the drive.
- e  Choose the formatting options you require.
- f  Click the 'OK' button when formatting is complete.

### Problem-solving

#### Task 8

Work in pairs. Study this diagram. It shows the ports at the back of a desktop PC. With the help of the text below, match these labels to the correct ports.

- |            |                 |                |
|------------|-----------------|----------------|
| 1 keyboard | 3 parallel port | 5 serial ports |
| 2 COM1     | 4 video port    |                |



#### Desktop PC ports and connectors

External devices connect to ports at the back of the computer. Different types of port are used for each device. Most computers have: 1 keyboard port, 1 video port, 2 serial ports, 1 parallel port. Some also have a mouse port.

The mouse port and the keyboard port look exactly the same but they have labels to avoid confusion. If there is no mouse port, a serial mouse must be used. This connects with one of the serial ports. You can use the other one for a modem. The serial ports often have the labels COM1 and COM2.

The monitor connects to the video (VGA) port. The printer uses the larger parallel port.

### Writing

#### Task 9

Complete this description of the motherboard shown on page 15 by adding the definitions from the Reading text in the correct places.

*The most important electronic part of a computer is the motherboard. The largest chip in the centre is the processor. The board also contains plug-in chips. One type contains ROM. A number of chips are mounted on memory boards. A third type of memory is cache memory. The board also has expansion slots.*

# 4 Keyboard and mouse

## Tuning-in

**Task 1** Match these key abbreviations with their full names.

- |        |             |
|--------|-------------|
| 1 Esc  | a Alternate |
| 2 Alt  | b Page Up   |
| 3 Ctrl | c Delete    |
| 4 Pgdn | d Insert    |
| 5 Pgup | e Escape    |
| 6 Ins  | f Page Down |
| 7 Del  | g Control   |

## Listening: The keyboard

**Task 2** Study this keyboard. The keys are in four sections. Can you name any of the sections?



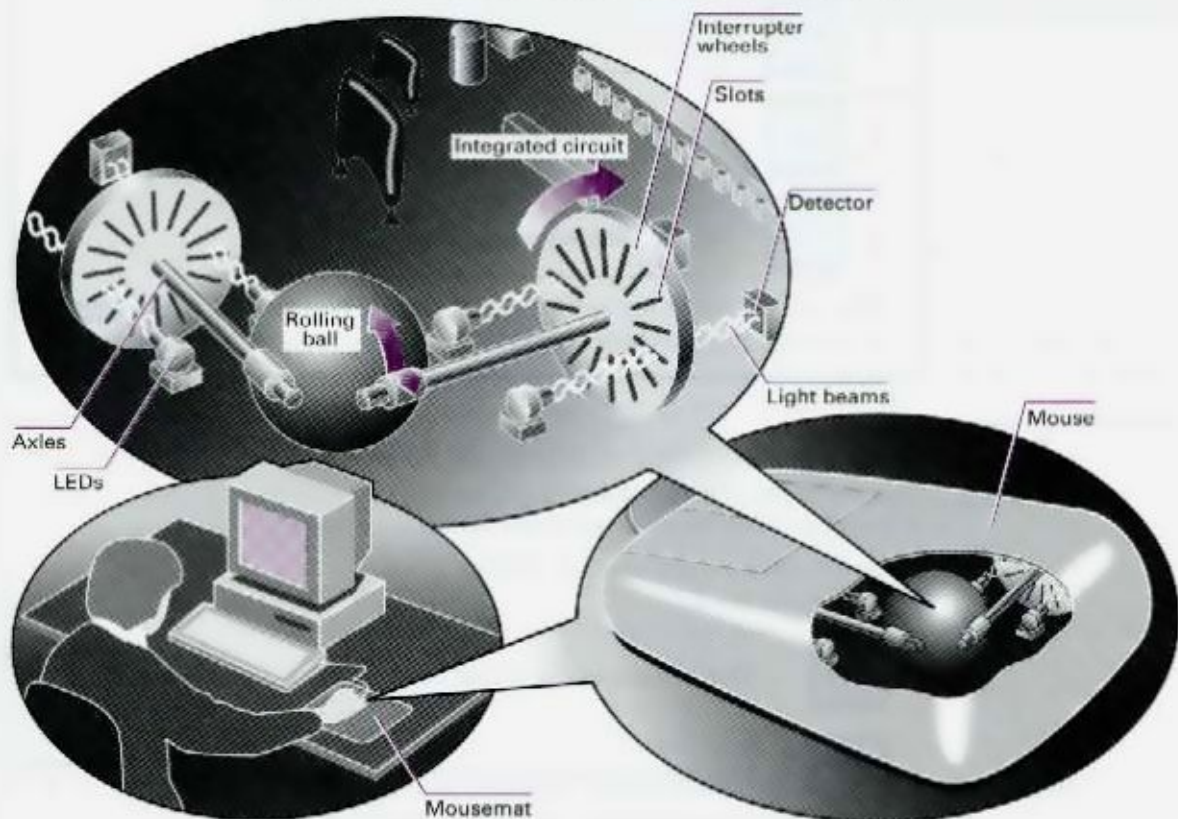
**Task 3** Locate these keys on the keyboard as quickly as you can. Number them 1 to 8.

- |                                 |                                |                                       |                                 |
|---------------------------------|--------------------------------|---------------------------------------|---------------------------------|
| <input type="checkbox"/> Insert | <input type="checkbox"/> minus | <input type="checkbox"/> plus         | <input type="checkbox"/> Delete |
| <input type="checkbox"/> comma  | <input type="checkbox"/> F1    | <input type="checkbox"/> Print Screen | <input type="checkbox"/> Escape |

**Task 4** Listen to this description of the keyboard in Task 2. Label each section of the diagram.

## Reading: The mouse

**Task 5** Study this diagram which explains how a common type of mouse works. Then complete each of these statements with one word.



- 1 Move the mouse to the left and the cursor moves to the \_\_\_\_\_.
- 2 The mouse contains a rolling \_\_\_\_\_.
- 3 There are \_\_\_\_\_ axes inside the mouse and two interrupter wheels.
- 4 When you move the mouse, the ball \_\_\_\_\_.
- 5 The mouse moves over a mouse \_\_\_\_\_.

**Task 6** Now read this text to check your answers.




The computer mouse is a hand-operated device that lets you control more easily the location of the pointer on your screen. You can make selections and choices with the mouse button.

The mouse contains a rubber-coated ball that rests on the surface of your working area or a mousemat. When the mouse is moved over that surface, the ball rolls.

The ball's movements up and down, and left and right, turn the two axes inside the mouse. As they turn, detectors register the changing position. A small integrated circuit inside the mouse sends signals to the operating system, which instructs it to move the pointer on your screen.

## Language work: Present simple

Study these statements about keys.

-  This key *moves* the cursor down.
-  This key *copies* the screen display.
-  This key *doesn't have* a fixed function.

The verbs in italics are in the **Present simple**. We use the **Present simple** to describe things which are always true.

### Task 7

*Example*








Look at the statements (1–7) and correct the ones which are wrong.

This key moves the cursor down.

*It doesn't move the cursor down. It moves the cursor up.*

If you are not sure, ask another student.


*What does this key do?*

-  This key moves the cursor down.
-  This key moves the cursor to the right.
-  This key inserts a character.
-  This key copies the screen display.
-  This key moves the screen up.
-  This key doesn't have a fixed function.
-  This key gives you all lower case letters.

## Problem-solving

### Task 8

Using the information from the **Listening** on page 18, and in Task 7, describe what these keys do.

-  1
-  2
-  3
-  4

## Speaking

### Task 9

Match these symbols with their names to complete this table.

a @    b /    c ~    d :    e .    f \_

Symbol	Name	Symbol	Name
<input type="checkbox"/>	colon	<input type="checkbox"/>	forward slash
<input type="checkbox"/>	tilde	<input type="checkbox"/>	at
<input type="checkbox"/>	underscore	<input type="checkbox"/>	dot, stop

### Task 10

Work in pairs. Student A should turn to page 118. Student B should turn to page 119. Read these email and website addresses to your partner. Copy down the addresses your partner reads to you.

- \_\_\_\_\_
- \_\_\_\_\_
- \_\_\_\_\_
- \_\_\_\_\_
- \_\_\_\_\_

## Writing

### Task 11

With the help of this table and the Listening on page 18, write a brief description of a keyboard. The first paragraph is done for you.

Section	Location	Main keys	Main function
Main keyboard	centre	each letter digits 0-9 punctuation common symbols	input all kinds of data
Function keys	top	F1-F12	not fixed can program them
Editing keys	right	cursor keys insert, delete	control cursor
Numeric keypad	far right	digits 0-9 mathematical operations	input numerical data

Most keyboards have four sections. The main keyboard has keys for each letter and the digits 0 to 9. It also has keys for punctuation and other common symbols. It is used for inputting all kinds of data.

# 5 Interview: Student

In this unit you will hear an interview with Lynsey, a student of Information Technology at a Scottish college of further education.

## Tuning-in

**Task 1** Study this description of Lynsey's course. Answer these questions.

- 1 What is the course called?
- 2 How long does it last?
- 3 What do you think these subjects are about?  
Communications      Numeracy

### GSVQ Level 3 in Information Technology

**Length of course** One year full-time starting in August.

**Course content** You undertake core modules in:

- Communications
- Computer hardware: operation and maintenance
- Computer software
- Contemporary issues
- Information systems
- Introduction to computer networks
- Information technology in business and industry
- The individual in industry and work
- Introduction to programming
- Information technology
- Numeracy
- Problem-solving

You also select optional units from:

- Accounting
- Programming
- Mathematics
- Systems analysis

## Listening

**Task 2** Now listen to Part 1 of the interview. Which of the questions in Task 1 does it answer?

**Task 3** Listen again to find the answers to these questions.

- 1 How many students are on the course now?
- 2 How many female students are there?

**Task 4** Here is Lynsey's weekly timetable. Some of the information is missing. Before you listen, try to answer these questions about the timetable.

- 1 What time does she start each day?
- 2 When does she finish?
- 3 Who teaches her Computer Software?
- 4 Which classroom is Information Systems in?
- 5 When is her lunch break?

<b>Department of Computing and Office Technology</b>					
<b>Group: GSVQ Level 3</b>					
Period 1 09.00–11.00		Period 2 11.30–13.30		Period 3 14.30–16.30	
MON	Communications 4 L. Maxwell 4607	C O		L U	
TUE		F F	Computer Software Wendy Bright K216	N C	
WED		E E		H	
THUR	Information Technology 3 Wendy Bright K303	B R	Information Systems Tom Williams K302	B R	
FRI		E A K	Computer Programming Practitioners Helen Hill K201	E A K	
Course Tutor: Fiona Wright, 125 3904, Room K104					

**Task 5** Now listen to Part 2 of the interview to complete the blanks in the timetable.

**Task 6** Listen again to Part 2 of the interview to find the answers to these questions.

- 1 What does she have on Mondays at 9.00?
- 2 What does she study in Programming?
- 3 What happens in the Software class?
- 4 What does she do on Wednesdays?
- 5 What happens in Hardware?
- 6 What does she study in Networks?
- 7 What does she do after each visit?

**Task 7** Now listen to Part 3 of the interview to find the answers to these questions.

- 1 Who was at the Students' Night?
- 2 Where was it?
- 3 What sport do they play?
- 4 What does the Students' Union do?
- 5 What does Lynsey do for two nights a week?
- 6 Does she want a career in catering?



## Language work: *Wh-* questions with the Present simple

Study this statement.

*Lynsey works in a hotel in the evenings.*

(agent)(action) (place) (time)

Note how we ask questions in the **Present simple**. To ask a question about the agent – the person or thing performing an action – we use *Who* before the verb.

*Who works in a hotel?*

To ask about other parts of the statement, use *Where* or *When + does*.

*Where does she work?*

*When does she work?*

We ask about actions like this.

*What does she do?*

Now study these other examples of questions in the **Present simple**.

*How long does the course last?*

*When do classes end?*

*What do you study?*

### Task 8

Look at the answers 1–10.  
Make a question about Lynsey and her timetable for each answer.

*Example*

A: She studies Information Technology.

B: *What does she study?*

- 1 They start at 9.00.
- 2 She works in a hotel.
- 3 Ms Murray teaches numeracy.
- 4 They last for two hours.
- 5 She goes on visits on Wednesdays.
- 6 She studies at Telford College.
- 7 It lasts for one year.
- 8 She writes a report after each visit.
- 9 They organize discos.
- 10 She works two nights a week.



## Writing

### Task 9

Write your own timetable in English. The subject list in Task 1 may help you.

Days	Times
Monday	_____
Tuesday	_____
Wednesday	_____
Thursday	_____
Friday	_____
Saturday	_____

## Computing words and abbreviations

### Task 10

Match each word from column A (1–8) with its partner from column B (a–h) to make a computing term. All of these terms are from the previous units.

A	B
1 memory	a code
2 power	b key
3 function	c drive
4 expansion	d supply
5 bar	e card
6 floppy	f chip
7 disk	g memory
8 cache	h disk

# 6 Input devices

## Tuning-in

**Task 1** Match these pictures of input devices with their names.



joystick  
trackerball

barcode reader  
scanner

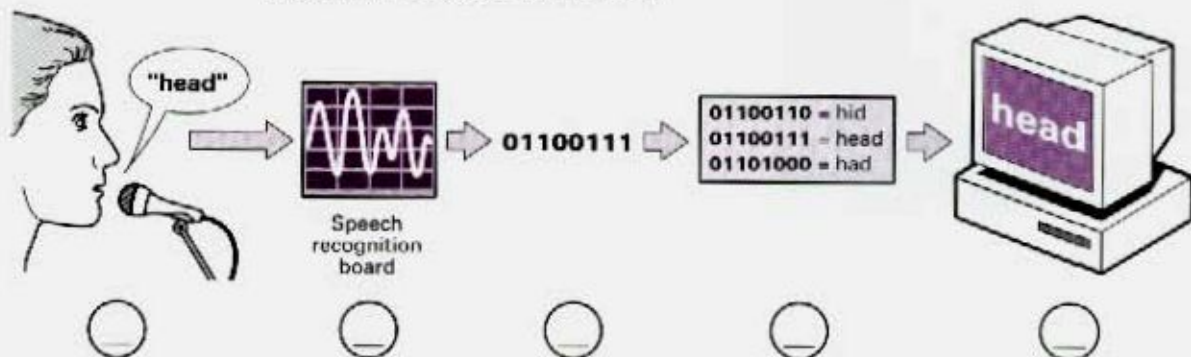
graphics tablet  
touchscreen

digital camera  
microphone

**Task 2** In pairs, try to list the uses of these devices.

## Listening: Voice input

**Task 3** Study this diagram. It shows how voice input works. Label the steps in the process with these captions (a–e).



- a The computer compares the binary code with its stored vocabulary.  
 b The user says a word into a microphone.  
 c The screen displays the correct word.  
 d The speech recognition board converts the signals into binary numbers.  
 e The microphone converts the word from audio signals into electrical signals.

**Task 4** Now listen to the recording to check your answer.

## Reading: Input devices

### Task 5

Each text describes one of these devices: trackerball, joystick, lightpen, scanner. Identify the device each text describes. Write your answers in this table. Then compare your answers with other students.

Text	Device
1	_____
2	_____
3	_____
4	_____

1 A \_\_\_\_\_ is another input device you can connect to a computer system. The \_\_\_\_\_ is able to move in eight directions. \_\_\_\_\_ s are mostly used in computer games to control the way a picture on the screen moves. Sometimes two \_\_\_\_\_ s are connected to a computer so two people can play the game at the same time.

2 A \_\_\_\_\_ works in exactly the same way as a mouse, except that the ball is on top. The user rolls the ball around with her hand to operate it. If you use a \_\_\_\_\_, you don't need any extra space on your desk to move it around (like you do with a mouse). \_\_\_\_\_ s are often used on small portable computers and on some video game machines.

3 A \_\_\_\_\_ can be used to draw pictures directly on to a computer screen or to read the pattern on a barcode. A \_\_\_\_\_ that can read barcodes detects the difference between the light reflected from a black barcode line and its lighter background.

4 Using a \_\_\_\_\_, you can input printed drawings, photographs, or text directly into a computer. A \_\_\_\_\_ works like a photocopier – a light is shone on the material and the \_\_\_\_\_ detects the reflected light. You can use a \_\_\_\_\_ with optical character recognition (OCR) software to input the scanned text into a word processing package.

## Language work: Function

We can describe the function or use of a device in different ways. Study these examples.

*Joysticks are used in computer games.*

*Using a scanner, you can input printed drawings directly into a computer.*

*You can use a scanner to input text.*

*A microphone is used for inputting sound.*

**Task 6** Match each device (1–7) with its use (a–g).

Device	Use
1 joystick	a draw pictures on to a computer screen
2 lightpen	b copy documents
3 scanner	c input sound
4 digital camera	d input text
5 mouse	e select from a menu
6 keyboard	f move the cursor rapidly
7 microphone	g produce photos without film

**Task 7** Describe the use of each device in a sentence. Use these structures from the *Language work* section.

*... is/are used in ...*

*... is/are used for ... -ing*

*Using ..., you can ...*

*You can use ... to ...*

*Example You use a mouse to select from a menu.*

## Problem-solving

**Task 8** In groups, decide which input device is best for:

- 1 controlling fast-moving objects in a game
- 2 reading the price of things in a shop
- 3 making copies of a page of text and graphics
- 4 storing sounds on a computer
- 5 producing pictures of people and places for storing in a computer
- 6 controlling a computer using speech
- 7 typing text into a computer.

## Writing

### Task 9

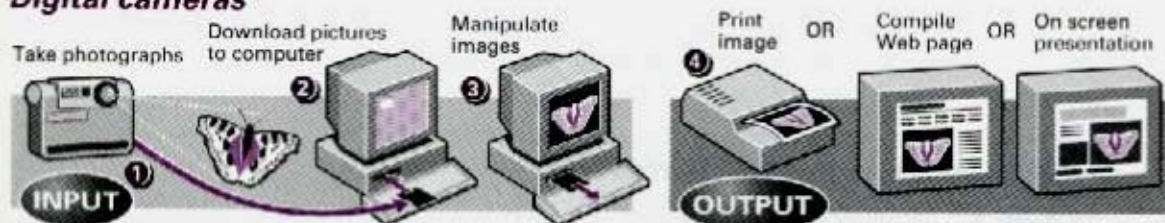
With the help of this diagram, fill in the blanks in this comparison of digital cameras and film cameras.

Digital cameras don't use film. You take pictures on to solid state memory. Then you <sup>1</sup> \_\_\_\_\_ them to a <sup>2</sup> \_\_\_\_\_. You can <sup>3</sup> \_\_\_\_\_ and improve the pictures in your PC. Then you can <sup>4</sup> \_\_\_\_\_ them, add them to your <sup>5</sup> \_\_\_\_\_, or <sup>6</sup> \_\_\_\_\_ them on the screen.

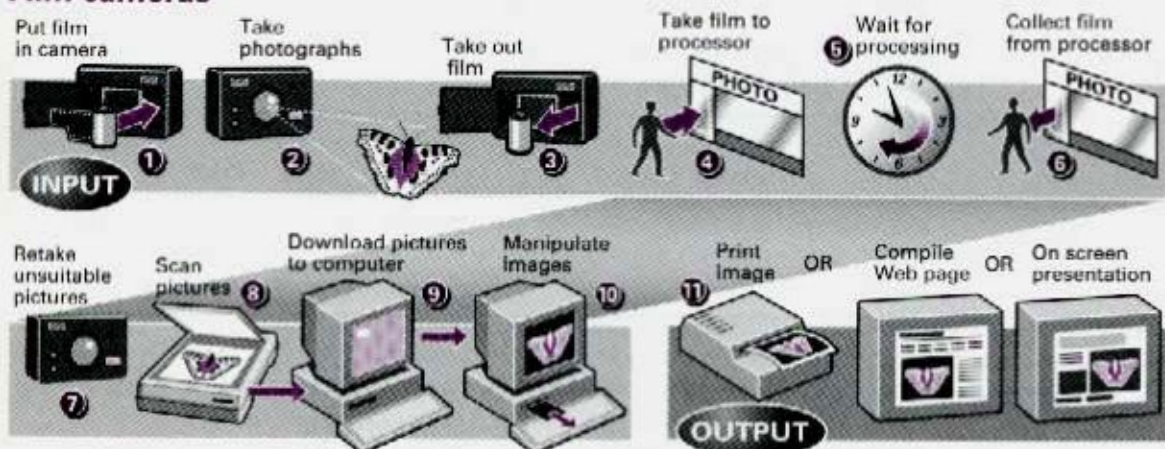
Digital cameras are more <sup>7</sup> \_\_\_\_\_ than film cameras but the cost for each picture is lower because there is no <sup>8</sup> \_\_\_\_\_. It's also easy to <sup>9</sup> \_\_\_\_\_ the pictures.

Film cameras are cheaper but each picture costs a lot because there are <sup>10</sup> \_\_\_\_\_ costs. The quality of film camera pictures is much <sup>11</sup> \_\_\_\_\_ than digital cameras but you have to <sup>12</sup> \_\_\_\_\_ the pictures to transfer images to a PC.

### Digital cameras



### Film cameras



# 7

## Output devices

### Tuning-in

**Task 1** Think about a typical workstation. Match the items (1–7) to the guidelines (a–g).

1 keyboard	4 copyholder	7 printer
2 monitor screen	5 chair	
3 lamp	6 footrest	

- a This should be adjustable and provide good back support.
- b This should be more than a metre away from you and as quiet as possible.
- c Keep this level with your eyes. Don't have it level with the desk. Make sure it is flicker-free, and that you can read everything easily. Avoid any glare from the window.
- d Use this if your feet do not rest flat on the floor.
- e Make sure this lights your work and not the screen.
- f Don't get a stiff neck. Use this when you enter a lot of data.
- g Keep this directly in front of you and within easy reach.

### Listening: Printers

**Task 2**

Work in groups of three: A, B, and C. You are going to hear about three kinds of printer. Note down what the speaker says about one type only as your teacher directs. Use the table below.

**Student A** Take notes about dot-matrix printers.

**Student B** Take notes about laser printers.

**Student C** Take notes about inkjet printers.

Type	Print quality	Speed	Running costs	Noise level	Price	Colour
Dot-matrix	low		cheap			No
Inkjet		relatively slow			a bit more	
Laser			expensive	quiet		

**Task 3**

Now exchange information with other students in your group to complete the table for all three kinds of printer. Ask questions like these.

*What's the print quality like?*

*How fast is it?*

*Does it cost a lot to run?*

*How noisy is it?*

*Is it expensive?*

## Reading: How to read a monitor ad

### Task 4

Study this text about monitors. Then decide if each statement is true or false. Give reasons for your answers.

- 1 Twenty-two inches is a common monitor size.
- 2 A dot pitch of 0.31mm is better than one of 0.25mm.
- 3 A maximum resolution of  $1600 \times 1200$  is better than  $1280 \times 1024$ .
- 4 A refresh rate of 85Hz is better than one of 75Hz.
- 5 A 17-inch monitor is 17 inches wide.
- 6 You can change the picture using controls on the screen.
- 7 The price of a monitor depends only on the size.
- 8 The monitor uses less power because of the Power-Saver feature.

**£439**

- 17-inch (43.2cm) Trinitron monitor
- 0.25mm aperture grill pitch
- Maximum resolution: 1280 x 1024, 85Hz
- TCO-95, MPR-II, TUV Ergonomics approved
- Power-Saver™
- On-screen menu



#### Price

The price mainly depends on the screen size. Common monitor sizes are 14 inch, 15-inch, 17-inch, and 21-inch. The price also depends on aperture grill pitch, resolution, and the number of controls.

#### Screen size

The size of the screen is the diagonal distance from one corner to another. The actual area for images is smaller than this.

#### Aperture grill pitch

This controls the space between the dots which make up the image. The less space between the dots, the better the display. Most monitors offer 0.28mm dot pitch but some go as high as 0.31mm or as low as 0.25mm.

#### Maximum resolution

The quality of the display depends on the number of dots which make up the image. The more dots, the better the display.

#### Refresh rate

The monitor refreshes the image on the screen all the time. The faster this happens, the less the screen flickers. You should have a refresh rate of at least 72Hz.

#### Safety standards

These are international standards to control harmful signals.

#### Power-saving feature

The power the monitor uses automatically reduces when it is not in use.

#### On-screen menu

Digital controls on the screen allow you to adjust the image.



**Task 5**

Work in pairs, A and B. Each of you has details of a monitor. Ask your partner about his/her monitor and complete the table below.

**Student A** Your monitor details are on page 118.

**Student B** Your monitor details are on page 119.

Screen size	_____
Aperture grill pitch	_____
Maximum resolution	_____
Refresh rate	_____
Price	_____

### Language work: Giving advice

You can advise people in different ways. Study these examples.

Advising people to do something:

*Why don't you buy an inkjet?  
(I think) you should buy a laser.*

Advising people not to do something:

*Don't buy a dot matrix.  
You shouldn't buy a laser.*

To make your advice more effective, add a reason.

advice	reason
<i>Why don't you buy an inkjet? (I think) you should buy a laser.</i>	<i>They're very quiet. The print quality is excellent.</i>
<i>Don't buy a dot matrix. You shouldn't buy a laser.</i>	<i>They're very noisy. They're very expensive.</i>

We use *too* to make our advice stronger, almost a warning. Study these examples.

*You should adjust your monitor. It's **too** bright.  
You should move your printer. It's **too** close.*

**Task 6**

Advise the user of this workstation on improvements she should make.

*Example I think you should use a chair with back support. It's more comfortable.*



## Problem-solving

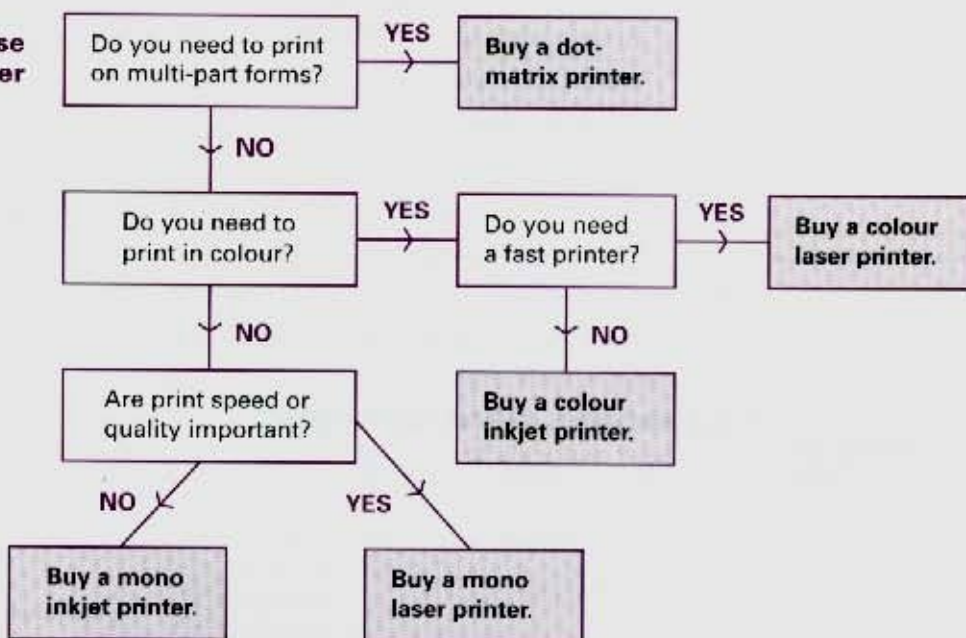
### Task 7

Work in pairs. Study this flowchart for choosing a printer. Decide which is the best kind of printer for these users.

Someone who needs to:

- 1 print forms with two parts
- 2 print high quality black and white copies
- 3 print a lot of colour photos in a short time
- 4 print a few copies – colour and speed are not important
- 5 print a few pages in colour.

To choose  
a printer



## Writing

### Task 8

Fill in the gaps in this comparison of printers.

There are three different types of printer: dot-matrix, inkjet, and laser.

Dot-matrix printers are the <sup>1</sup> \_\_\_\_\_ kind of printer.

<sup>2</sup> \_\_\_\_\_ their print quality is low and they are slow and

<sup>3</sup> \_\_\_\_\_. They are <sup>4</sup> \_\_\_\_\_ to run.

Inkjets are <sup>5</sup> \_\_\_\_\_ expensive, but you get <sup>6</sup> \_\_\_\_\_ quality and quieter operation. However, they are relatively <sup>7</sup> \_\_\_\_\_ and also <sup>8</sup> \_\_\_\_\_ to run. They are a good choice for colour.

Laser printers give the <sup>9</sup> \_\_\_\_\_ quality of output. They print <sup>10</sup> \_\_\_\_\_ than either of the other two <sup>11</sup> \_\_\_\_\_ of printer and they cost <sup>12</sup> \_\_\_\_\_ to run than an inkjet. Unfortunately, they <sup>13</sup> \_\_\_\_\_ almost twice as <sup>14</sup> \_\_\_\_\_ as an inkjet.

# 8 Storage devices

## Tuning-in

### Task 1

Study these rules for CD-ROM and floppy disk care. Tick (✓) things to do and cross (✗) things not to do. Then compare your choice with a partner.

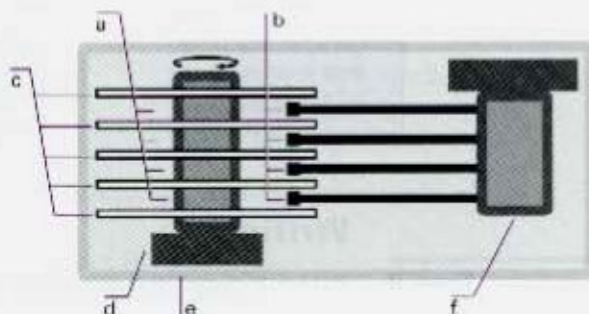
- Hold a CD-ROM by the edges.
- Keep the optical/silver side of a CD-ROM clean.
- Smoke when you use your CD-ROM drive.
- Put floppy disks near a magnet.
- Keep disks away from the sun and excessive heat.
- Write the contents on the label on your floppy disk.
- Put extra labels on floppy disks.
- Remove by force a disk stuck in the drive.
- Remove a disk when the drive light is on.

## Listening: Hard disk drive

### Task 2

Study this diagram of a hard disk drive. Match these labels to the diagram.

- drive motor
- sealed case
- disks
- read/write heads
- head motor
- gap between disks



### Task 3

Listen to Part 1 of this description of a hard disk drive to check your answers.

### Task 4

Study this diagram. Answer these questions.

- 1 What sort of things can damage a hard disk?
- 2 How big is the gap between the read/write heads and the disk?
- 3 How can we protect a disk drive from damage?



### Task 5

Now listen to Part 2 of the description to check your answers.

## Reading: Storage devices

### Task 6

There are many different kinds of storage device for computers, and developments are taking place all the time. List the storage devices mentioned in this unit so far. List any other storage devices you know.

### Task 7

Work in groups of three. Read two texts each and complete your sections of the table.

Medium	Advantages	Disadvantages
Floppy disk	_____	_____
Fixed hard disk	_____	_____
Removable hard disk	_____	_____
CD-ROM disk	_____	_____
Magneto-optical disk	_____	_____
Magnetic tape	_____	_____

- A Most computers use floppy disks. Floppies conform to a standard and you can use them to carry data from one place to another. They are also very cheap, but they are slow and have a limited capacity.
- B Almost all desktop computers have hard disks. They are fast and can store much greater amounts of data than floppies, but they are fixed inside the computer and you cannot use them to transfer data.
- C You can move data from place to place using removable hard disks. They are almost as fast as fixed hard disks and also have high capacities, but they are relatively expensive. They do not all conform to one standard and they are not very common.
- D CD-ROM disks are very common and conform to a standard. They are removable and can hold large amounts of data. They are also cheap to make. However, they are usually read-only. You cannot change the information on them. They are also slow compared to hard disks.
- E Magneto-optical disks are like CD-ROMs, but you can write data on to them. They are removable, have large capacities, and last for a long time, but they are expensive and do not all conform to one standard. For this reason they are not very common.
- F Magnetic tape is a cheap medium. You can use it to store very large amounts of data, but it does not allow random access. Every time you read or write a piece of data, you start at the beginning of the tape. Tape drives are slow. Therefore, it is only suitable for doing backups.

### Task 8

Now exchange information with the other students in your group to complete all the sections of the table. Ask questions like these.

*What are the advantages of floppy disks?*

*What are the disadvantages of magnetic tape?*

*Do CD-ROMs conform to a standard?*

## Language work: Linking words

Study this example.

*Magnetic tape is cheap, **but** it is very slow **because** tape drives are slow, **so** we use it only for backups.*

We use *but* to show a contrast, *because* to show that the next idea is a reason, and *so* to show a result. Other words and phrases used in this way are: *however* (contrast), *therefore* (result), and *for this reason* (result).

*Magnetic tape is cheap. **However**, it is slow to use.*

*Magnetic tape is slow. **Therefore**, we use it only for backups.*

*Magnetic tape is slow. **For this reason**, we use it only for backups.*

### Task 9

Fill in the gaps in this summary of storage devices using the correct word from this list.

but      however      because      so      therefore      for this reason

Floppies are very cheap. <sup>1</sup> \_\_\_\_\_ they are slow and have a limited capacity. Hard disks are fast and can store large amounts of data <sup>2</sup> \_\_\_\_\_ they are fixed inside the computer. <sup>3</sup> \_\_\_\_\_ you cannot use them to transfer data. You can transfer data with removable hard disks. <sup>4</sup> \_\_\_\_\_ they are expensive. CD-ROM disks can hold quite large amounts of data. <sup>5</sup> \_\_\_\_\_, they are usually read-only <sup>6</sup> \_\_\_\_\_ you cannot change the information on them. Magneto-optical disks are like CD-ROMs <sup>7</sup> \_\_\_\_\_ you can write data on to them. They are removable and have large capacities. <sup>8</sup> \_\_\_\_\_ they are expensive and do not conform to a standard. <sup>9</sup> \_\_\_\_\_, they are not very common. Magnetic tape is cheap and has a large capacity. <sup>10</sup> \_\_\_\_\_ it does not allow random access and drives are slow. <sup>11</sup> \_\_\_\_\_ it is only suitable for backups.

## Problem-solving

### Task 10

Study this description of one method of backing up your files. Work in pairs to complete the table and answer the questions.

#### Establishing a comprehensive backup regime

Buy 10 tapes and label them Monday, Tuesday, Wednesday, Thursday, Friday 1, Friday 2, Friday 3, Month 1, Month 2, Month 3.

For the first week, back up everything on each day to the appropriately named tape, and on Friday, use Friday 1. In week 2, do the same but use Friday 2, and in week 3 use Friday 3.

In week 4, do exactly the same, but on Friday use Month 1. Do the same for the next two months, but on the last Friday of each month, use Month 2 and Month 3. Then start the whole cycle again.

With ten tapes, at any point in time you have full daily backups for the last week, full weekly backups for the last month, and full monthly backups for the last three months.

Fill in the gaps in this table.

Tape	Label	Tape	Label
1	Monday	6	Friday 2
2	_____	7	_____
3	Wednesday	8	_____
4	_____	9	Month 2
5	_____	10	_____

Which tape do we use on these days?

1 Friday, Week 2

3 Thursday, Week 1

5 Friday, Week 8

2 Friday, Week 4

4 Monday, Week 2

## Speaking

### Task 11

Study how these terms are used in computing.

*bit* a 0 or a 1 in the binary system

*byte* a group of eight bits, e.g. 10101110

*kilo (K)*  $2^{10}$  (approximately a thousand)

*mega (M)*  $2^{20}$  (approximately a million)

*giga (G)*  $2^{30}$  (approximately a thousand million)

Now work in pairs, A and B. Fill in the gaps in this table as your partner dictates. Ask your partner to repeat if necessary.

Storage device	Capacity	Storage device	Capacity
Double density floppy	_____	CD-ROM	_____
High density floppy	_____	Large hard disk	_____
Average hard disk	_____	Tape	_____

**Student A** Your data is on page 118.

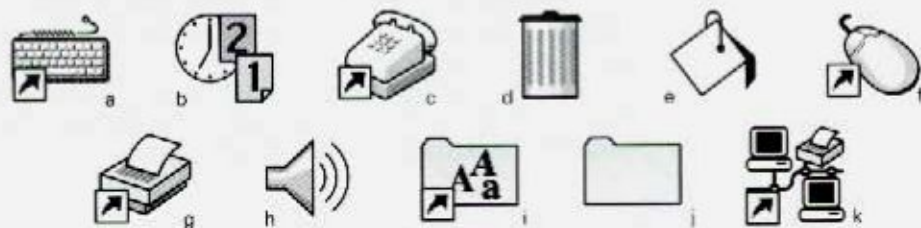
**Student B** Your data is on page 119.

# 9 Graphical User Interface

## Tuning-in

### Task 1

A Graphical User Interface (GUI) makes computers easier to use. A GUI uses icons. Icons are pictures which represent programs, folders, and files. Can you identify any of these icons?



### Task 2

Find the icons for the software which controls these items.

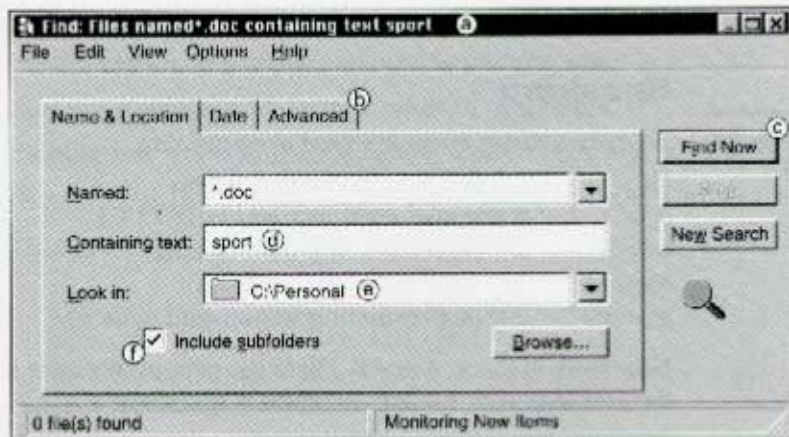
- |                 |                |           |
|-----------------|----------------|-----------|
| 1 date and time | 3 fonts        | 5 a modem |
| 2 the mouse     | 4 the keyboard | 6 sounds  |

## Listening: Dialog box

### Task 3

Study this dialog box. Tick (✓) the features you can identify.

- |                                     |                                      |   |
|-------------------------------------|--------------------------------------|---|
| 1 <input type="checkbox"/> text box | 3 <input type="checkbox"/> checkbox  | 5 <input type="checkbox"/> drop-down list box |
| 2 <input type="checkbox"/> tab      | 4 <input type="checkbox"/> title bar | 6 <input type="checkbox"/> command button     |



### Task 4

Now listen and check your answers.

### Task 5

Listen again. Match the features of a dialog box (1–4) with the examples from the screen (a–d).

- |                      |            |
|----------------------|------------|
| 1 command button     | a Find     |
| 2 dialog box         | b Advanced |
| 3 tab                | c Look in  |
| 4 drop-down list box | d Stop     |

**Task 6**

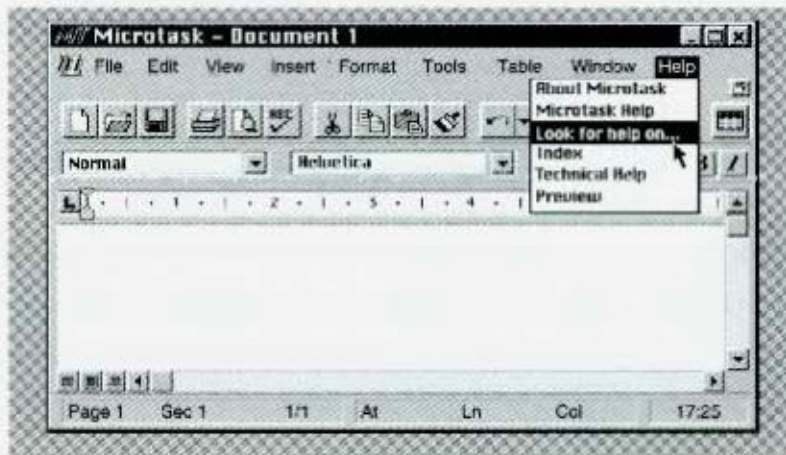
Here are the steps for using this dialog box. Put them in the correct order.

- a Enter name, location, and text required.                      c Choose tab.  
 b Press Find Now command button.                              d Open dialog box.

**Reading: WIMP****Task 7**

Study this screen display. Can you find these items?

- 1 a window    2 an icon    3 a pointer    4 a menu

**Task 8**

Find definitions in the text of these items.

- 1 menu                      3 window                      5 pointer  
 2 interface                4 active window              6 icon

Most computers have a Graphical User Interface. The interface is the connection between the user and the computer. The most common type of GUI uses a WIMP system. WIMP stands for Window, Icon, Menu (or Mouse), Pointer (or Pull-down/Pop-up menu).

**Windows** A window is an area of the computer screen where you can see the contents of a folder, a file, or a program. Some systems allow several windows on the screen at the same time and windows can overlap each other. The window on the top is the one which is 'active', the one in use.

**Icons** are small pictures on the screen. They represent programs, folders, or files. For example, the Recycle Bin icon represents a program for deleting and restoring files. Most systems have a special area of the screen on which icons appear.

**Menus** give the user a list of choices. You operate the menu by pressing and releasing one or more buttons on the mouse.

**The pointer** is the arrow you use to select icons or to choose options from a menu. You move the pointer across the screen with the mouse. Then you click a button on the mouse to use the object selected by the pointer.



## Language work: Making definitions

Study these descriptions of an icon.

*An icon is a small picture on a computer screen.*

*An icon represents items such as floppy disks.*

We can **link** these sentences to make a definition of an icon.

*An icon is a small picture on a computer screen **which** represents items such as floppy disks.*

Study these other examples of definitions.

*A mainframe is a very large computer **which** is used by universities, businesses, and government departments.*

*A palmtop is a very small computer **which** can be held in one hand.*

*A byte is a small unit of memory **which** can hold one character of data.*

### Task 9

Add to the statements (1–10) using the extra information (a–j).

*Example*

*A barcode is a pattern of printed black lines which supermarkets use for pricing.*

- |   |   |
|---|---|
| 1 A barcode is a pattern of printed black lines     | a it contains the main electronic components.     |
| 2 A floppy is a disk                                | b it adds features to a computer.                 |
| 3 A motherboard is a printed circuit board          | c it is about the size of a piece of paper.       |
| 4 A password is a secret set of characters          | d supermarkets use them for pricing.              |
| 5 A monitor is an output device                     | e it reads and writes to disks.                   |
| 6 A disk drive is a unit                            | f it can hold 1.44Mb of data.                     |
| 7 An expansion card is an electronic board          | g it allows access to a computer system.          |
| 8 A CD-ROM drive is a common storage device         | h it controls all the other boards in a computer. |
| 9 A notebook is a portable computer                 | i it displays data on a screen.                   |
| 10 The system unit is the main part of the computer | j it reads data from a CD-ROM disk.               |

### Task 10

Work with a partner. Ask for and make definitions of these items. Add other examples of your own.

- |          |                 |
|----------|-----------------|
| 1 PC     | 4 active window |
| 2 menu   | 5 pointer       |
| 3 window | 6 CD            |

## Aids to communication

You can use these phrases when you're discussing possibilities.

*I think it's ...*  
*It might/could be ...*  
*Possibly it's ...*

## Problem-solving

### Task 11

Work in pairs. Study these forms the cursor can take on your computer. Try to match each icon to one item from the list below.



- |                   |                       |
|-------------------|-----------------------|
| 1 hourglass       | 5 crosshair           |
| 2 arrow pointer   | 6 magnifying glass    |
| 3 pointing finger | 7 drag and drop arrow |
| 4 not available   |                       |

## Writing

### Task 12

Write a description of the Exit Windows dialog box. Your description should answer these questions.



- 1 What does this computer screen show?
- 2 What do you use this dialog box for?
- 3 What features does the dialog box contain?
- 4 What happens if you click on each button?

# 10 Interview: Computing Support Assistant

## Tuning-in



---

### Task 1

Anne works in a large insurance company. She's a computing support assistant. She looks after people and their computers, and she helps with any problems people have. What sort of problems do you think they might have?

## Listening

---

### Task 2

Listen to Part 1 of the interview where Anne talks about the problems she helps with. Tick (✓) the problems she mentions.

- 1  paper jamming
- 2  finding options in programs
- 3  viruses
- 4  computer freezes
- 5  hard disk crashes
- 6  printer switched off
- 7  no paper in the printer
- 8  people forget their passwords
- 9  no toner in the printer

---

### Task 3

Listen to Part 2 of the interview. Tick (✓) the ways Anne keeps up with new developments in computing.

- 1  reading books
- 2  reading computer magazines
- 3  speaking to other technicians
- 4  using the Internet
- 5  taking courses
- 6  trying programs herself
- 7  reading newspapers

## Language work: Adverbs of frequency

Study these extracts from the interview.

I: Are you ever bored?

A: No, not really, because it's *never* the same things over and over again; it's different each time.

A: People have problems with the hardware, *often* with printers ... paper jamming. They also have problems finding options in the programs. Mostly with word-processing.

I: Are there any other hardware problems?

A: *Occasionally* a computer freezes, it hangs or freezes. It's *usually* a memory problem.

I: Is it *always* the machine or is it sometimes the user?

A: *Sometimes* it's the user. The printer isn't switched on, or there's no paper in it.

The words in italics tell us how often something happens. For example:

I: How often does a computer crash?

A: *Sometimes, not very often.*

We can grade these words from *always* to *never* like this:

*always*

*almost always*

*usually*

*often*

*sometimes*

*occasionally*

*almost never*

*never*

**Task 4** This table shows the number of hardware and software problems Anne had last year. Describe how often these problems happened, using the adverbs above.

*Example* There were *sometimes* problems with the network.

Printers	116
Monitors	0
Cabling	13
Scanners	6
Network	34
Spreadsheet	15
Database	17
Word processing	93

## Computing words and abbreviations

**Task 5** Put the devices from the list into these sets.

Input	Output	Storage

CD-ROM disk  
digital camera  
dot-matrix printer  
fixed hard disk  
floppy disk  
inkjet printer  
joystick  
keyboard

laser printer  
lightpen  
magneto-optical disk  
magnetic tape  
microphone  
monitor  
removable hard disk  
scanner

**Task 6** Match each definition (1–8) with the correct feature (a–h).

- 1 This is a window which appears when information about a choice is needed or when options have to be selected.
- 2 This indicates the amount of space between the dots which make up the image on a monitor.
- 3 This is part of a screen which is used to select an action, usually by clicking the mouse button over it.
- 4 This is a measure of the number of dots which make up the image on a monitor.
- 5 This shows a list of choices which the user can select from using the pointer.
- 6 This is part of a dialog box where the user can type file names and other information.
- 7 This is the speed at which the monitor refreshes the image on the screen.
- 8 This is a small picture on the screen which represents a program, folder, or file.

a aperture grill pitch  
b command button  
c dialog box  
d icon

e drop-down list box  
f maximum resolution  
g refresh rate  
h text box

## Writing

---

**Task 7**

Answer these questions about the interview with full sentences. Then link your answers to make a short paragraph about Anne.

- 1 What kind of work does Anne do?
- 2 What does she like most about the job?
- 3 What kinds of problems do people have with hardware?
- 4 Why do computers freeze?
- 5 How does she keep up with new developments in computing?
- 6 What kinds of courses does she go on?

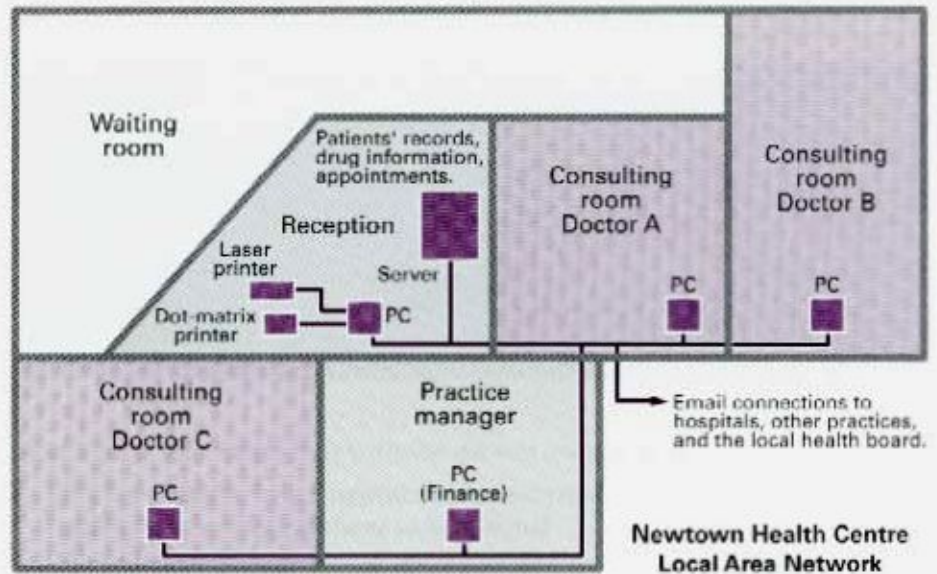
# 11 Networks

## Tuning-in

### Task 1

Study this example of a local area network (LAN). Answer these questions.

- 1 Who are the users?
- 2 What kind of hardware is used?
- 3 What do the doctors use it for?
- 4 What do the receptionists use it for?
- 5 What does the practice manager use it for?



### Task 2

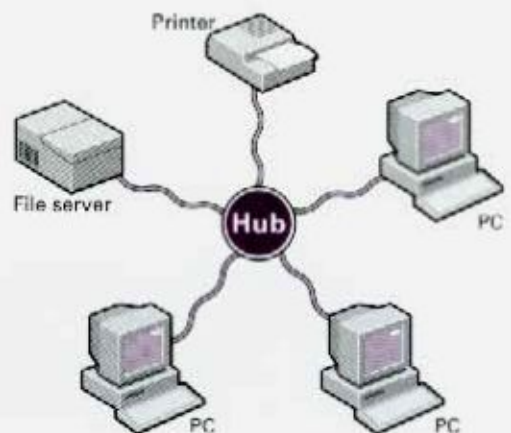
Work in pairs. List some places where you might find a local area network.

## Reading: Networks

### Task 3

Study this diagram. Then answer the questions.

- 1 What is a *network*?
- 2 What are its hardware components?
- 3 What is the difference between a *local area network* and a *wide area network*?
- 4 What advantages do you think networks have?



**Task 4** Now read this text to check your answers to Task 3.

### What is a network?

A network is simply two or more computers linked together. It allows users to share not only data files and software applications, but also hardware like printers and other computer resources such as fax.

Most networks link computers within a limited area – within a department, an office, or a building. These are called Local Area Networks, or LANs. But networks can link computers across the world, so you can share information with someone on the other side of the world as easily as sharing with a person at the next desk. When networks are linked together in this way, they are called Wide Area Networks, or WANs.

Networks increase productivity by allowing workers to share information easily without printing, copying, telephoning, or posting. They also save money by sharing peripherals such as printers.

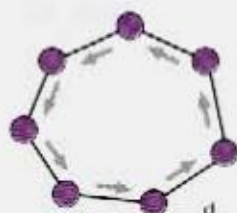
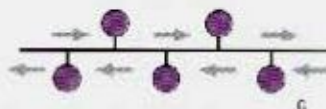
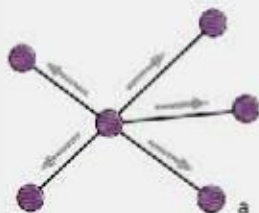
**Task 5** With the help of the diagrams on page 46 and the text above, identify these hardware components of the network.

- \_\_\_\_\_ Most networks have at least one central computer which all the desktop computers connect to. This is the most important computer on your network. It stores the data files and application software programs that the users need to access or share with others.
- \_\_\_\_\_ This is the desktop computer or notebook computer on your desk. It is linked to the server, and can access files and applications on it. Each computer on the network has a device called a network interface card which connects the computer to the network. Many computers come with these cards fitted as standard.
- \_\_\_\_\_ Once you have a network you can share any number of these, including printers, scanners, CD-ROM drives, and backup devices.
- \_\_\_\_\_ Desktops typically connect via telephone-type cabling to this intermediary device, which enables communication between servers and desktops.

## Listening: Network topologies

**Task 6** Study these diagrams. They show four network topologies. Try to match each diagram with the correct name.

1 ring    2 bus    3 star    4 mesh



**Task 7** Now listen and check your answers. The recording describes three topologies.



---

**Task 8**

Which topologies do these statements refer to?

- 1 If one of the computers fails, the whole network will be affected.
- 2 If we remove a computer from the network, it won't affect the other computers.
- 3 If the main cable fails, the whole network will fail.
- 4 If the central server fails, the whole network will fail.
- 5 If a cable breaks, the whole network will be affected.
- 6 If a computer fails, it won't affect the other computers.

**Language work: Predicting consequences**

The sentences in Task 8 predict the consequences of an action. For example:

*The cable fails. The whole network will fail.*  
(action) (consequence)

*If the cable fails, the whole network will fail.*

Note that the action is in the Present simple, and the consequence in the *will* future.

Study these other examples.

*If you don't use the right password, you won't get access to the network.*  
*If you don't save your document, you will lose the information.*

---

**Task 9**

Link each action (1–10) with a suitable consequence (a–j).

*Example*

*If you place a floppy disk near a magnet, you will destroy the data.*

- |  |   |
|--|---|
| 1 you place a floppy disk near a magnet              | a the cursor moves to the left          |
| 2 you press Print Screen                             | b the computer hangs                    |
| 3 you input the correct password                     | c it is not lost when you switch off    |
| 4 you add memory to a computer                       | d you damage the drive                  |
| 5 you move the mouse to the left                     | e you copy the screen                   |
| 6 you store data in RAM                              | f you have access to the network        |
| 7 you use a faster modem                             | g you destroy the data                  |
| 8 there is a memory fault                            | h it runs faster                        |
| 9 you press the arrow key                            | i your phone bills are lower            |
| 10 you move a CD-ROM drive<br>with the disk in place | j the cursor moves across<br>the screen |

---

**Task 10**

Complete these statements with a suitable action or consequence.

- 1 If you select the Cancel button on the Exit Windows dialog box, ... .
- 2 ... , you will close down Windows programs.
- 3 If you input the wrong password, ... .
- 4 ... , your printer will not print.
- 5 If your monitor is too bright, ... .

## Problem-solving

### Task 11

Study these rules for passwords. Then decide if the passwords which follow are good or bad. Explain your answers.

#### Network passwords

Usually you need a password to use a network. It is important to keep your password secret. The following rules make a password more difficult to guess.

##### Passwords should:

- 1 be at least 6 characters long
- 2 have a mixture of numbers and letters
- 3 have a mixture of capital and small letters
- 4 be easy to remember.

##### Passwords should not:

- 5 be a word from a dictionary
- 6 be a common name
- 7 include spaces, hyphens, dots, or symbols with a special meaning in computing, e.g. \$, \*, etc.

- |             |             |
|-------------|-------------|
| 1 Colibarte | 5 Eztv3xq   |
| 2 Tom3      | 6 Zuta.bal5 |
| 3 7Azab     | 7 4epilon   |
| 4 6Biscuit  | 8 Zabidon5  |

## Writing

### Task 12

Write a description of the LAN shown in Task 1. Use your answers to Task 1 to help you. Begin your description like this:

*This LAN connects receptionists, doctors, and the practice manager in a health centre. It also connects the centre with the local health board.*

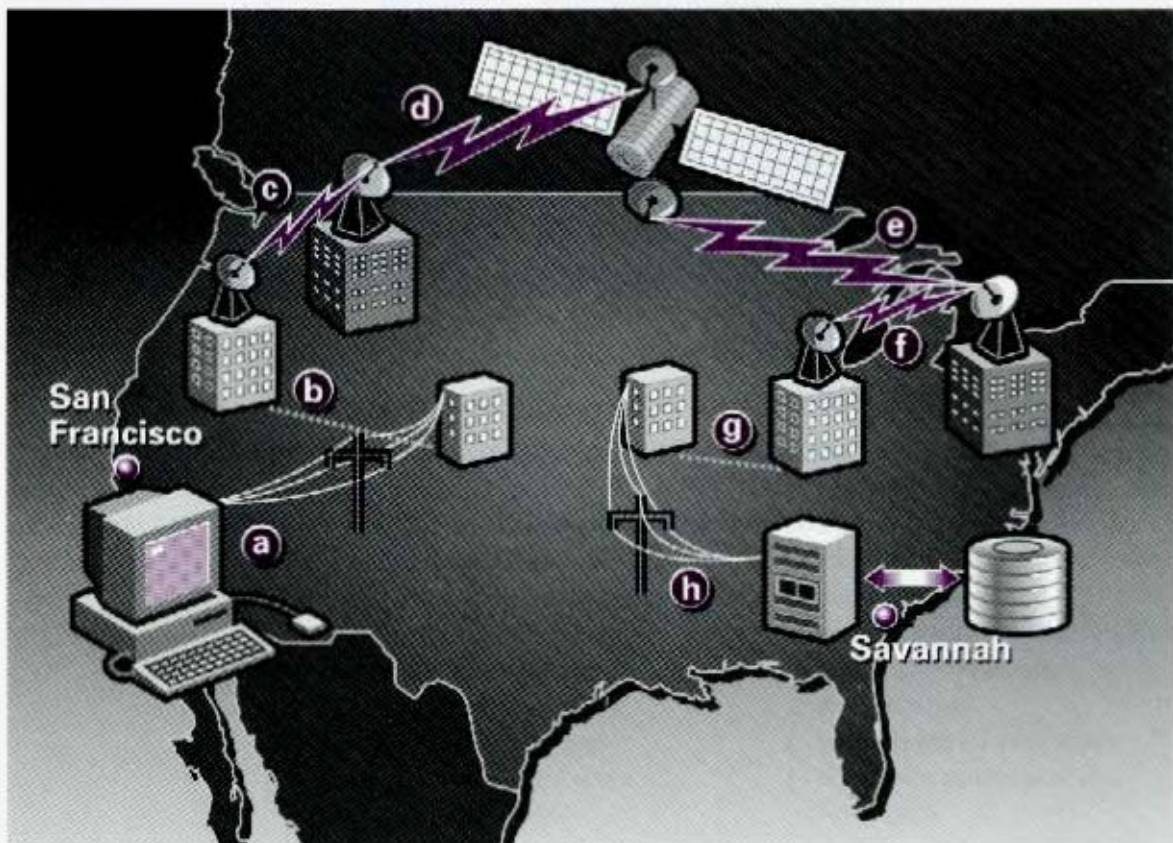
# 12 Communications

## Tuning-in

### Task 1

Identify the different communications links between the office desktop in a San Francisco police-station and the mainframe in Georgia State Police headquarters. Choose from this list.

- |                                |                                |
|--------------------------------|--------------------------------|
| 1 fibre-optic cable            | 4 microwave transmission       |
| 2 earth-satellite transmission | 5 satellite-earth transmission |
| 3 telephone wire               |                                |



### Task 2

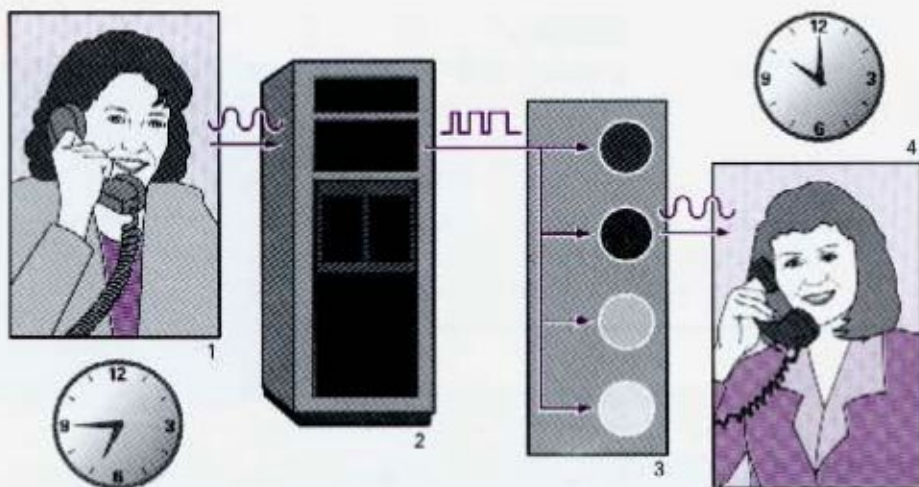
Work in pairs. Try to think of other organizations which use long-distance computer communications to exchange information.

## Listening: Voicemail

### Task 3

Study this diagram of a voicemail system. Match each picture to the correct caption.

- The digital message is stored in 'voice mailboxes' on disk.
- The caller dictates the message.
- When the recipient dials the mailbox, the message is converted back to analogue signals and delivered in audio form.
- The message is converted from analogue to digital signals.



### Task 4

Listen to this voicemail message from John Bailes in Brussels for Lenny Yang, a salesman with the Taytron company in London. Answer these questions.

- Which number does John Bailes dial to leave a message?
- What time was John's meeting with Lenny Yang?
- Why can't John meet at that time?
- How is John travelling to London?
- When does he leave Brussels?
- When does he arrive in London?
- Can he meet Lenny at 11.15?
- Why does Lenny have to email before 8.30?

### Task 5

This is Lenny's appointments page on his PC. He checks his voicemail at 9.00. Is there any problem?

Edit Section Page Tools Option Help

Tuesday 21 September		Tuesday 21 September	
9:00		17:00	
10:00	10:15 John Bailes	18:00	
11:00	11:30 Tracy Duffy	19:00	
12:00	12:30 Lunch Tracy Duffy, Tim Capron	20:00	

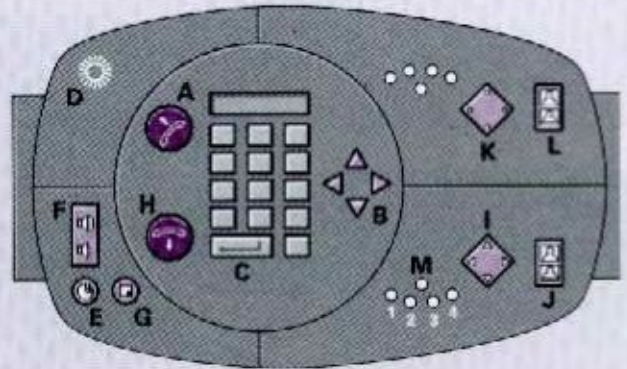
## Reading: Video conferencing

### Task 6

Study the instructions for using a video conferencing system. Try to find this information quickly.

- 1 What do these keys do?  
a (E)   b (L)   c (B)   d (H)
- 2 Which buttons do you use to:  
a make a call?                      c switch off the picture-in-picture?  
b adjust the volume?              d zoom in and out the Near End camera?

### Dialling a video call



Ensure 'Picture Tel Ready' is displayed on the monitor.  
Press the Call button (A). The monitor will prompt you to:

- 1 Make a manual call
- 2 Re-dial the last video numbers
- 3 Place a call from the speed dial menu.

To select a number from the speed dial list, use the direction keys (B), then press Enter (C).

When the call has been successfully connected, you will see the Far End location on the monitor.

#### Mute

On the left-hand side there is an audio mute key (E). When this is in operation, a banner will appear on your main monitor telling you that Near End, Far End, or both are on mute. Use the Mute button if you want to have a private conversation.

#### Volume

To adjust the incoming volume, simply press the Volume key (F).

#### Picture-in-Picture

If you prefer not to see your own image, you can switch the P-I-P off using button (G).

#### Moving the camera

The right-hand side of the keypad houses the Near End (I and J) and Far End (K and L) camera controls. The diamond-shaped keys (I, K) control the direction of the camera and (J, L) the zoom in and out.

#### Ending your video conference

When your meeting is finished, remember to end the call by pressing the Hang Up key (H). It is preferable for the call originator to hang up.

## Language work: Present passive

Study these steps in using the communications links to exchange data between San Francisco and Savannah, Georgia.

- 1 A police officer requests records of a suspect.
- 2 Her computer sends the message via lines and fibre-optic cable to a local microwave station.
- 3 The local microwave station transmits the request to the nearest earth satellite station.

Look at the active form – the agent is as important as the action.

*A police officer (= agent) requests (= action) records of a suspect.*

If we want to make the action more important than the agent, or if it is very clear who or what the agent is, we can say:

*Records of a suspect are requested.*

This is the Present passive form. We make this using *is* or *are* plus the *-ed* form of the verb (*requested, transmitted, relayed*). With irregular verbs, we use the irregular past participle form (*sent, given, spoken*).

### Task 7

Fill in the gaps in these sentences. They describe how the police send a request from San Francisco to Savannah. Use the passive form of these verbs.

relay      request      send      transmit

- 1 Records of a suspect \_\_\_\_\_.
- 2 The message \_\_\_\_\_ to a local microwave station.
- 3 The request \_\_\_\_\_ to the nearest earth satellite station.
- 4 The message \_\_\_\_\_ to a satellite in space.
- 5 The message \_\_\_\_\_ back to an earth satellite station.
- 6 It \_\_\_\_\_ to a microwave station.
- 7 It \_\_\_\_\_ via the telephone lines to the headquarters computer.

### Task 8

Now describe how the records are sent from Savannah to San Francisco.

## Problem-solving

### Task 9

Work in pairs. Students in another country want to study the same computing course as yours without coming to your country. What communications links could your college or university use to make this possible?

## Speaking

### Task 10

Work in pairs. With the help of the rules provided, explain to your partner why these samples of handwriting are not easy for computers to read.

EWING 57320 Kent 53E4 9068 LOOP

Student A Your rules are on page 118. Student B Your rules are on page 119.

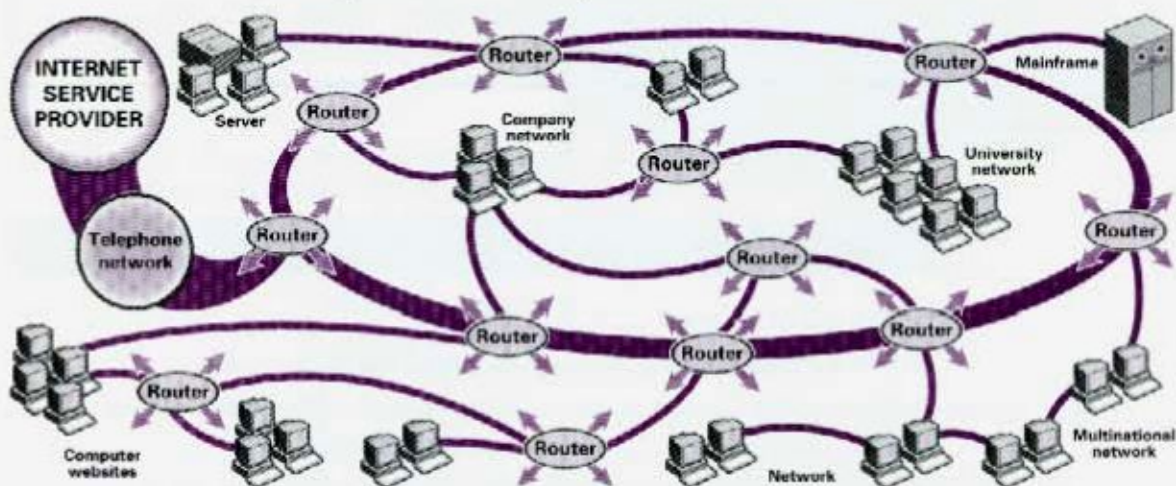
# 13 The Internet 1: email and newsgroups

## Tuning-in

### Task 1

Study this diagram of the Internet. With its help, match these definitions to the correct item on the diagram.

- 1 a device which selects the best route to send data from one network to another
- 2 a specialist computer which provides a service to a network
- 3 a company which provides Internet access
- 4 a large multi-user computer for processing very large amounts of data
- 5 computers connected together to share hardware and software



### Task 2

Do you use the Internet? What do people use the Internet for? Make a list and discuss it with your group.

## Listening: Email

### Task 3

Study this email. Answer these questions.

- 1 Who is the sender?
- 2 What is his email address?
- 3 Who is it sent to?
- 4 What is it about?
- 5 What time was the message sent?
- 6 In what form is the main part of the message?

From: j.eastleigh@gltech.ac.uk  
Date: 9/10/98, 15.35  
To: gpark@ed.ac.uk, pricel@aol.com, aperez@kmc.ed.uk  
Subject: Party

Dear all,  
Too lazy to type. I've recorded this message as an attachment.  
John

**Task 4** Now listen to the attachment and find the answers to these questions.

- 1 When did he start his course?
- 2 Why is Friday different from other days?
- 3 Which class does he most enjoy?
- 4 What is he thinking of for a project?
- 5 Why does he not like the maths lecturer?
- 6 What sport does he play at lunch-time?
- 7 What's happening on the 17th?
- 8 Where will it be?
- 9 Who will be there?

## Reading: Newsgroups

**Task 5** You can exchange views on almost any subject by joining an Internet newsgroup. Which of these groups would interest the following people (1-6)?

- |                          |                             |
|--------------------------|-----------------------------|
| a alt.algebra.help       | f alt.sport.soccer.european |
| b alt.asian-movies       | g alt.tasteless-jokes       |
| c alt.comics.batman      | h rec.antiques.bottles      |
| d alt.education.disabled | i alt.food.wine             |
| e alt.fashion            | j alt.music.world           |
- 
- |                                 |                                 |
|---------------------------------|---------------------------------|
| 1 a football fan                | 4 a comic book collector        |
| 2 a student with maths problems | 5 a fan of Indian cinema        |
| 3 a bottle collector            | 6 someone interested in clothes |

**Task 6** Study this exchange between subscribers to a newsgroup and find the answers to these questions.

- |                                 |                                |
|---------------------------------|--------------------------------|
| 1 What newsgroup is this?       | 6 Who sent the second message? |
| 2 Who sent the first message?   | 7 What was the object?         |
| 3 When did he send it?          | 8 Why do they think so?        |
| 4 Where was flight KN162 going? | 9 What did the coastguard see? |
| 5 What did the pilot see?       | 10 What was he doing?          |

From: rsony@hotmail.com Date: 06 March 1998 05.39

Newsgroup: alt.alien.visitors

The pilot of flight KN162 from Dallas to Fargo on February 17th 1998 reported a UFO heading north-east at an altitude of 10,000 metres and a speed of more than 2,000 km/h. He described the vessel as silver in colour, cigar-shaped and with short wings. Did anyone else see this?  
Ron

From: Ben & Thelma Subject: Re: UFO Report

This could be an experimental military plane. There are no reports of alien ships with wings. Most UFOs are saucer-shaped like the one which crashed at Roswell.

From: Steve Subject: Re: UFO Report

Nonsense. Winged alien craft are quite common. US coastguard Harry Pitman saw 3 winged craft over Cape Cod on 4th March 1995 while searching for a missing fishing boat.



## Language work: Past simple vs Past continuous

We make the **Past continuous** with *was/were* + the *-ing* form of the verb. We often use it to provide the context for actions in the past.

*He was flying from Dallas to Fargo. He saw a UFO.*  
(action 1) (action 2)

To show that one past action happened in the middle of another past action, we can link them using *when*, *as*, and *while*.

*He was flying from Dallas to Fargo when he saw a UFO.*  
*As he was flying from Dallas to Fargo, he saw a UFO.*  
*While he was flying from Dallas to Fargo, he saw a UFO.*

We use the **Past simple** for completed actions, especially those which take very little time. We use the **Past continuous** to describe actions which happen over a period of time.

*He saw a UFO. It was heading north-east. It was travelling at 2,000 km/h.*

---

### Task 7 Put the verb in brackets into the **Past simple** or the **Past continuous**.

- 1 The plane \_\_\_\_\_ (go) to Fargo.
- 2 The UFO \_\_\_\_\_ (fly) at 10,000 metres.
- 3 The pilot \_\_\_\_\_ (notice) it had short wings.
- 4 The pilot \_\_\_\_\_ (report) the incident.
- 5 He \_\_\_\_\_ (describe) the vessel as silver in colour.
- 6 No one else \_\_\_\_\_ (see) the UFO.
- 7 The UFO \_\_\_\_\_ (head) north-east.
- 8 The coastguard \_\_\_\_\_ (see) three winged craft.
- 9 He \_\_\_\_\_ (search) for a missing fishing boat.
- 10 A UFO \_\_\_\_\_ (crash) at Roswell.

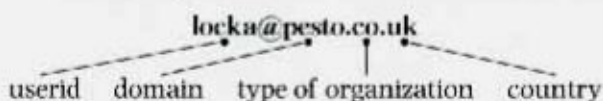
---

### Task 8 Link these actions to show that one action happened during the other action. Put each verb in the correct tense, and use an appropriate time word: *while*, *as*, or *when*.

- 1 He \_\_\_\_\_ (fly) from London to Edinburgh. He \_\_\_\_\_ (see) a UFO.
- 2 Her computer \_\_\_\_\_ (crash). She \_\_\_\_\_ (search) the Internet.
- 3 They \_\_\_\_\_ (study). A fire \_\_\_\_\_ (start) in the Computer Lab.
- 4 She \_\_\_\_\_ (print) out her email. The printer \_\_\_\_\_ (develop) a fault.
- 5 They \_\_\_\_\_ (work) on the computer. Someone \_\_\_\_\_ (switch) on the power.

## Problem-solving

Study this typical email address. It belongs to Anna Lock, who works for the Pesto company in the UK.



Study these examples of types of organizations and countries.

### Organizations

com or co	commercial organization
edu/ac	education
gov	government
int	international organizations
mil	military
net	network provider
org	not-for-profit and other organizations

### Countries

at	Austria
au	Australia
ca	Canada
ch	Switzerland
de	Germany
es	Spain
fr	France
it	Italy

---

### Task 9

Whose email addresses are these? Match the addresses (1–8) to the list of users (a–h).

- 1 redcrossyouth@algonet.se
- 2 webmaster@fao.org.it
- 3 today@bbc.co.uk
- 4 jsmith@smith.senate.gov
- 5 rossi@cantsoc.com.it
- 6 sales@demon.net
- 7 lunchx@swt01.usace.army.mil
- 8 s.larrieu@ly.ac.fr

- a a UN organization based in Italy
- b a US politician
- c a Swedish charity
- d a student at a French university
- e a news programme on a public broadcasting service in the UK
- f an Italian wine co-operative
- g a military organization based in the US
- h an ISP

## Writing

---

### Task 10

Write a brief email to a friend describing your course. Your message should answer these questions.

- 1 What is your course called?
- 2 When do you have classes?
- 3 Which subjects do you study?
- 4 Which subjects do you enjoy most? Why?
- 5 Which subjects do you like least? Why?
- 6 What do you do in your free time?

# 14 The Internet 2: the World Wide Web

## Tuning-in

### Task 1

Work in groups. Study this page from the Yahoo search engine (<http://www.yahoo.com>). Which category is the best one to search in for this information?

- |  |                                       |
|--|---------------------------------------|
| 1 a new treatment for cancer           | 5 the phone number of the White House |
| 2 new Hollywood movies                 | 6 a video of a black hole developing  |
| 3 the Italian word for <i>computer</i> | 7 Tibetan Buddhism                    |
| 4 the main news stories in the US      | 8 unemployment statistics for Germany |

**1998 Winter Games**  
results, schedules, news

**MegaMarketing**  
BENEFITS EXPOSED!

Looking for a  
**Job? Home? Date?**

Search options

Yellow Pages - People Search - Maps - Classifieds - Personals - Chat - Free Email  
Shopping - My Yahoo! - News - Sports - Weather - Stock Quotes - more...

- **Arts and Humanities**  
[Architecture](#), [Photography](#), [Literature](#)...
- **Business and Economy** [Xtra!]  
[Companies](#), [Finance](#), [Employment](#)...
- **Computers and Internet** [Xtra!]  
[Internet](#), [WWW](#), [Software](#), [Multimedia](#)...
- **Entertainment** [Xtra!]  
[Cool Links](#), [Movies](#), [Music](#), [Humor](#)...
- **Government**  
[Military](#), [Politics](#), [Xtra!] [Law](#), [Taxes](#)...
- **Health** [Xtra!]  
[Medicine](#), [Drugs](#), [Diseases](#), [Fitness](#)...
- **News and Media** [Xtra!]  
[Current Events](#), [Magazines](#), [TV](#), [Newspapers](#)...
- **Recreation and Sports** [Xtra!]  
[Sports](#), [Games](#), [Travel](#), [Autos](#), [Outdoors](#)...
- **Reference**  
[Libraries](#), [Dictionaries](#), [Phone Numbers](#)...
- **Science**  
[CS](#), [Biology](#), [Astronomy](#), [Engineering](#)...
- **Social Science**  
[Anthropology](#), [Sociology](#), [Economics](#)...
- **Society and Culture**  
[People](#), [Environment](#), [Religion](#)...

## Reading: Webpages

### Task 2

Study these sample webpages. Classify them as:

- 1 news    2 sport    3 entertainment    4 education

# COMEDY CAPERS!!!

Forty-two international comics assembled in Paris yesterday to take part in a charity event to raise money for worldwide cancer research organisation.

1

# EARTH

interactive

WORLD  
U.S.  
LOCAL  
WEATHER  
SPORTS  
SCIENCE  
TRAVEL  
STYLE  
SHOWS  
HEALTH  
EARTH

2

## New creatures emerging from the deep sea

At more than 1,000 metres under the sea an international research team is discovering a host of genetic, fragile organisms who have made their home in the deepest of waters for millions of years.

FULL STORY

personal

CNN

# Dinos!

FOSSIL FINDS!

Update information on all the latest fossil finds from clips all over the world!

3

# CHAMPIONS

LATEST

International women's VOLLEYBALL champion Anita Neumann hit the news today with a superb performance in Strasbourg.

4

### Task 3 Now match each webpage to the correct text.

- A Offering unparalleled access to world news and current affairs, the Internet lets you keep up with the latest stories as they happen. Newspapers from around the world are available online, and TV news services, such as CNN (Cable News Network) and SkyTV, offer excellent coverage. There are even special interest news sites, including some designed for children.
- B Whatever your favourite sport, it is likely to have at least one devoted fan who has prepared a website dedicated to it. By visiting the site, you can pick up the latest news and gossip, and even chat to other fans around the world. As you might expect, football fans are well catered for on the Web with a mass of information on famous teams, league positions, fixtures, and player profiles.
- C Keeping up with your favourite band, finding out about exhibitions, or simply organizing your TV viewing is easy on the Web. Major TV companies have their own sites where you can find a wealth of information on TV shows and the activities of your favourite celebrities. If you want to find a restaurant, see a movie, or just visit a new bar, you will find the Internet a great resource.
- D You can study for school or college and even obtain a degree using the Internet. Universities from around the world have sites and some offer on-line courses. Most schools now have an Internet connection, and many schoolchildren use it for research and for keeping in touch with schools abroad. Children can also visit special online exhibitions created by world-famous museums.

- Task 4** Look at this page from the CNN website. It contains a number of links labelled (a-h). Find the links which enable you to:
- 1 get the story behind the headline in full
  - 2 post your own message about current events
  - 3 search previous news stories for any reference you want
  - 4 interact with other readers live using your keyboard
  - 5 see the advertisement
  - 6 change to Spanish
  - 7 see the news in brief
  - 8 watch videos of news stories.

**CNN**  
interactive  
1996  
*custom news*

**WORLD**  
U.S.  
LOCAL  
WEATHER  
SPORTS  
SCI-TECH  
TRAVEL  
STYLE  
SHOWBIZ  
HEALTH  
EARTH

**COMMUNITY**  
Message Boards (a)  
Chat (d)  
Feedback

**SITE SOURCES**  
Contents  
Help!  
Search (f)  
CNN Networks

**SPECIALS**  
Quick News (g)  
Almanac  
Video Vault (h)  
News Quiz

**EN ESPAÑOL** (c)

**EARTH**  
M A I N P A G E  
El Niño returns  
Message Board: El Niño winter

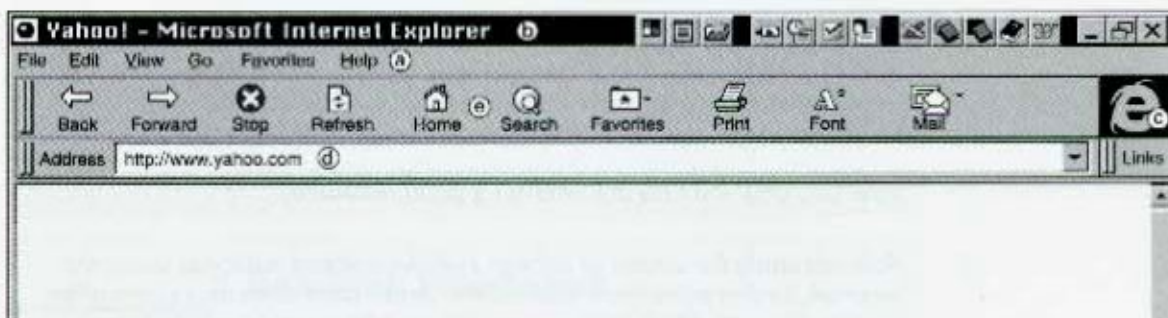
**Lustful lizards have to bite the bullet**  
Recess is over for the crocodiles of the Nehru Zoological Park in Hyderabad, a city in Andhra Pradesh in southern India.  
[FULL STORY](#) (e)

**Off Road Adventure** (e)

## Listening: Browser

- Task 5** To download and read documents from the World Wide Web you need a software program called a *browser*. Study this section of a web browser screen. Identify these features.

1 title bar    2 menu bar    3 toolbar    4 address box    5 links



- Task 6** Look more closely at the toolbar. Listen to the recording and try to identify which buttons are described.

## Language work: *-ing* forms

Study these examples.

*Keeping up with your favourite team is easy on the Web.*

*By visiting the site you can pick up the latest news.*

We can often use the *-ing* form of verbs like nouns.

*Browsing the Web is popular.*

*Some people like shopping online.*

We use the *-ing* form after prepositions.

*Without leaving home you can visit any country on the Web.*

*By clicking on the link you can move to another page.*

### Task 7

Complete each gap in these sentences with the *-ing* form of an appropriate verb from this list.

back up  
link

become  
receive

enter  
select

find  
send

keep up  
use

learn

- \_\_\_\_\_ with the latest news on your favourite team is easy on the Web.
- One of the most useful features of the Internet is \_\_\_\_\_ and \_\_\_\_\_ email.
- The grandfather, father, son method is one way of \_\_\_\_\_ your documents.
- Fibre-optic cable can be used for \_\_\_\_\_ computers in a network.
- Search engines are ways of \_\_\_\_\_ information on the Web.
- \_\_\_\_\_ a keyboard is the commonest way of \_\_\_\_\_ data into a computer.
- \_\_\_\_\_ audio and video attachments is possible with email.
- \_\_\_\_\_ a programmer means \_\_\_\_\_ a number of programming languages.
- The White Pages are for \_\_\_\_\_ email addresses.
- \_\_\_\_\_ an option in a menu is easy with a mouse.

---

**Task 8** Try to answer these questions using an *-ing* form.

*Example* How do you draw pictures on a computer?  
By *using* a graphics package.

How do you:

- 1 find a website?
- 2 select an option on a menu?
- 3 move rapidly through a document?
- 4 return to your starting page on the Web?
- 5 store favourite sites?
- 6 share ideas with other Internet users on a subject you're interested in?
- 7 increase the speed of your computer?
- 8 send voice and text messages to other Internet users?
- 9 end a search on the Web?
- 10 move the cursor round the screen?

### Problem-solving

---

**Task 9** Work in pairs. Decide which of the sites (a-j) to visit in order to find information on the following topics (1-10).

- |                                      |  |
|--------------------------------------|--|
| 1 the latest scientific developments | a <a href="http://www.admarket.com">www.admarket.com</a>                 |
| 2 caring for your cat                | b <a href="http://www.bubble.com/webstars/">www.bubble.com/webstars/</a> |
| 3 calculating your tax               | c <a href="http://www.buildacard.com">www.buildacard.com</a>             |
| 4 new cars                           | d <a href="http://www.carlounge.com">www.carlounge.com</a>               |
| 5 advertising on the Web             | e <a href="http://www.encenter.com/ski/">www.encenter.com/ski/</a>       |
| 6 books on sport                     | f <a href="http://www.petcat.co.uk">www.petcat.co.uk</a>                 |
| 7 sending a virtual greetings card   | g <a href="http://www.moneyworld.co.uk">www.moneyworld.co.uk</a>         |
| 8 economic data on Bulgaria          | h <a href="http://www.newscientist.com/">www.newscientist.com/</a>       |
| 9 your horoscope                     | i <a href="http://www.thebookplace.com">www.thebookplace.com</a>         |
| 10 ski conditions in Europe          | j <a href="http://www.worldbank.org">www.worldbank.org</a>               |

### Writing

---

**Task 10** Work in groups. Design a Web home page for your college or company. Write a headline with an explanatory paragraph about your college or company, and a menu which readers can choose from to find out more about different aspects of it.

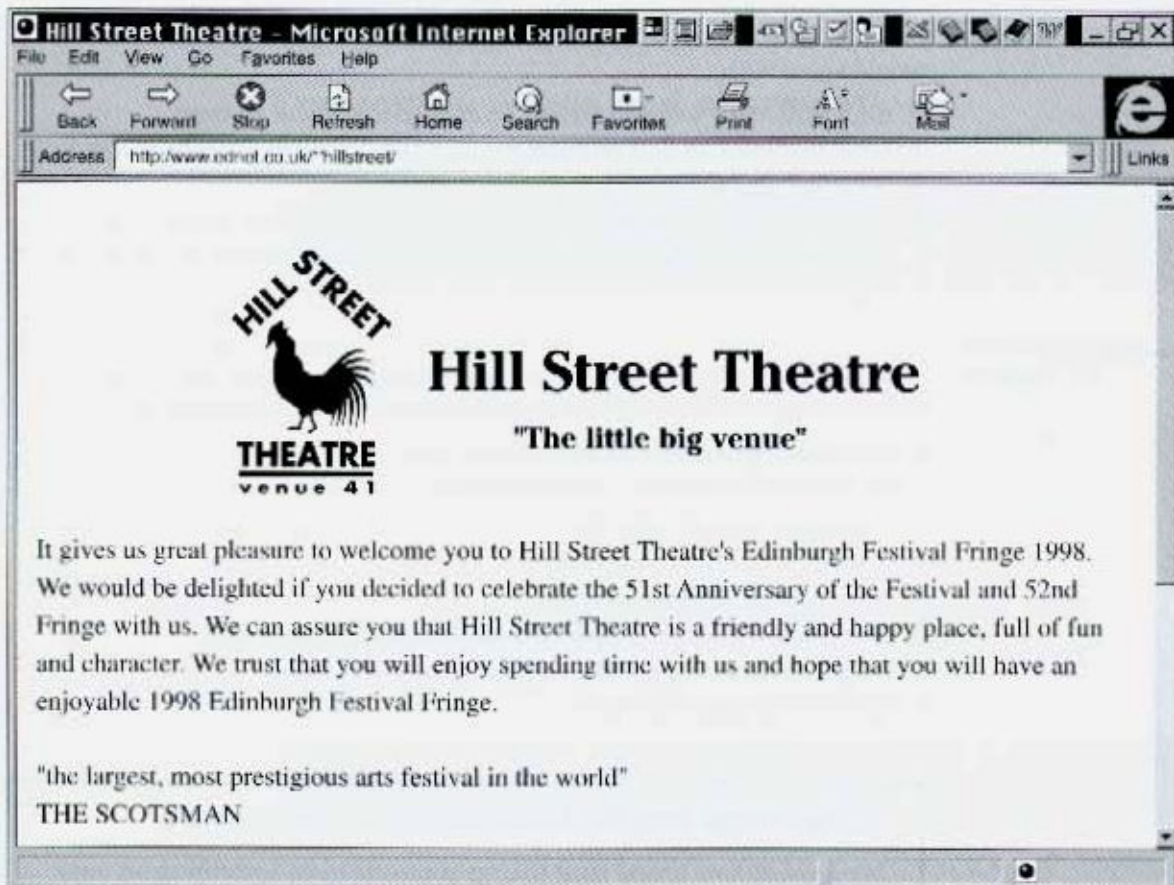
Each member of your group should write a brief paragraph which readers can access when they click on one of the menu links.

# 15 Interview: Website designer

## Tuning-in

### Task 1

Saladin designs websites. This is one of his designs. Discuss with your group what you think a good website should have.



## Listening

### Task 2

In this interview Saladin describes what makes a good website. Listen to Part 1 of the interview and answer these questions.

- 1 Name two kinds of people who want websites.
- 2 Why is a website good for people with a lot of information to distribute?
- 3 What sort of clients is a website particularly useful for?
- 4 What does Saladin ask for first from a client?
- 5 What important point must be decided?
- 6 What must the client make a clear decision about?



---

**Task 3**

Listen to Part 2 of the interview and complete the five design principles mentioned.

- 1 There should never be \_\_\_\_\_.
- 2 A maximum of \_\_\_\_\_ from home page to other pages.
- 3 Don't have \_\_\_\_\_ on one page.
- 4 Don't use multimedia simply to make \_\_\_\_\_.
- 5 Remember there are still a lot of users with \_\_\_\_\_.

---

**Task 4**

Listen to Part 3 of the interview. Decide which of these statements Saladin would agree with.

- 1 Information on websites should be divided into small sections.
- 2 Long sections can be a problem for users who want to print from a website.
- 3 It's a bad idea to have a lot of links to other sites.
- 4 You want users to bookmark your site as a way to get to other sites.
- 5 Your website should start with a brief piece of information to attract the reader.

---

**Task 5**

Now listen to the whole interview again. Put these pieces of advice about website design into two sets: A (things to do) and B (things *not* to do).

- 1 Include graphics only to make it look nice.
- 2 Divide information into small sections.
- 3 Have pages with dead-ends.
- 4 Have a lot of links to other sites.
- 5 Have a lot of links on one page.
- 6 Start with a brief piece of information to attract the reader.
- 7 Forget about readers with less sophisticated browsers.
- 8 Update your page regularly.

### Language work: Indicating importance

We use *has/have to* and *must* to urge someone to do something because we feel it is important.

*You **have to/must** put the keyboard directly in front of you.*

*You **mustn't** type for hours without a break.*

We also use these words to show that something is required by a rule or law or by common sense.

*The screen **has to/must** be easy to read.*

*Noisy printers **mustn't** be too near.*

---

**Task 6**

Give advice about website design using *has/have to*, *must*, and *mustn't*. Use these answers to Task 5 to help you.

**A: things to do**

- 1 Divide information into small sections.
- 2 Have a lot of links to other sites.
- 3 Start with a brief piece of information to attract the reader.
- 4 Update your page regularly.

**B: things not to do**

- 1 Have a lot of links on one page.
- 2 Include graphics only to make it look nice.
- 3 Forget about readers with less sophisticated browsers.
- 4 Have pages with dead-ends.

---

**Computing words and abbreviations****Task 7**

Identify these abbreviations used in earlier units. Use the Glossary if necessary.

1 Mb	3 ISP	5 PC	7 WAN	9 OCR
2 CD-ROM	4 LAN	6 RAM	8 SIMM	10 MHz

---

**Task 8**

Find terms related to these.

*Example* analogue signals – digital signals

- 1 bit
- 2 local area network
- 3 floppy disk drive
- 4 read-only memory
- 5 connector

---

**Task 9**

Find as many words as you know which go before or after these terms. You may use compound words.

*Example* disk: disk drive, hard disk, floppy disk

1 memory	3 mouse	5 key	7 monitor
2 printer	4 screen	6 cursor	

---

**Writing****Task 10**

Write a set of numbered points to advise someone thinking of designing a website. Advise them of things to do and not to do. Use your answers to Task 6, other information from the recording, and your own ideas.

**How to design a website**

- 1 \_\_\_\_\_
- 2 \_\_\_\_\_
- 3 \_\_\_\_\_
- 4 \_\_\_\_\_
- 5 \_\_\_\_\_

# 16 Word processing

## Tuning-in

### Task 1

General purpose packages such as word processors and spreadsheets have a number of features in common. Match these commands (1–7) to their meanings (a–g).

- |          |   |
|----------|---|
| 1 Open   | a alter data in the document                              |
| 2 New    | b begin a new file containing no data                     |
| 3 Save   | c alter the appearance of the text (e.g. change the font) |
| 4 Print  | d start the application ready for use                     |
| 5 Insert | e enter information into the file                         |
| 6 Edit   | f save the document to disk                               |
| 7 Format | g send the data to the printer to be printed out          |

## Listening: Word processing screen

### Task 2

Study this word processing screen. Can you identify these components?

- |                   |                      |
|-------------------|----------------------|
| 1 Menu bar        | 5 Formatting toolbar |
| 2 Insertion point | 6 Standard toolbar   |
| 3 Status bar      | 7 Ruler              |
| 4 Title bar       |                      |



### Task 3

Now listen to the explanation to check your answers.

### Task 4

Number from 1 to 5 the features on the screen which allow you to:

- |                   |                             |
|-------------------|-----------------------------|
| 1 insert a table  | 4 know which page you're on |
| 2 print           | 5 underline part of a text. |
| 3 change the font |                             |

## Reading: Draft letters

**Task 5** Study these two drafts of a letter. Underline the changes made in Draft 2.

14 Glancey Street  
Broadtown  
EL12 4PQ  
5th January 1999  
Ms J Huckerby  
Customer Services  
Wanda Ltd.  
Somerton  
SP1 3QR

**Draft 1**

Dear Ms Huckerby

Re: Printer 6WL, Serial No 1563526

I purchased this printer from you in September, but it soon developed a fault. I sent it for repair under the guarantee on 19th November last year. It was returned on December 6th but it is still faulty. I am returning it for further attention.

Yours sincerely

Paul Brandt

14 Glancey Street  
BROADTOWN  
EL12 4PQ

**Draft 2**

5th January 1999

Ms J Huckerby  
Customer Services  
Wanda Ltd.  
SOMERTON  
SP1 3QR

Dear Ms Huckerby


**Re: Printer 6WL, Serial No 1563526**

I purchased this printer in September, but it soon developed a fault. I sent it for repair under the guarantee on 19th November last year. It was returned on December 6th but it is still faulty. The paper jams every time it prints. I am returning it for further attention.

Yours sincerely

Paul Brandt

**Task 6** Which of these word processing features has the writer used to make the changes in Draft 2?



### Language work: Present perfect passive

Study this list of changes to Draft 2 of the letter in the Reading section.

- |                               |                        |
|-------------------------------|------------------------|
| 1 tabs inserted               | 6 words deleted        |
| 2 spelling checked            | 7 words inserted       |
| 3 line spaces inserted        | 8 words underlined     |
| 4 text justified              | 9 characters made bold |
| 5 letters changed to capitals |                        |

We can describe these changes like this.

*Tabs have been inserted.*

*The spelling has been checked.*

The words in bold are in the **Present perfect passive**. We form the **Present perfect passive** with *has/have been* + *-ed* (the past participle of the verb). The **Present perfect passive** describes changes in the recent past which have a result in the present. Remember that we use the passive form if we want to focus on the action and not the agent, or if it is very clear who or what the agent is.

**Task 7** Describe the other changes which have been made in Draft 2 in the same way.

**Task 8** Now look at the two versions of this letter. Describe the changes which have been made in Draft 2.

**Draft 1**

ER Computing,  
POB 305,  
London  
  
17th May

Dear Mr Hunt,

Thank you for your fax of the 14th and for your interest in the post of Computing Support Officer.

Before we can proceed with your application, we need a full CV together with the names of two referees.

Yours sincerely,

Sarah Gaites  
Personnel Director

**Draft 2**

ER Computing,  
POB 305,  
London  
  
17th May

Dear Ms Fellows,

Thank you for your letter of the 2nd and for your interest in the post of Computer Programmer.

Before we can proceed with your application, we need the names of two referees.

Yours sincerely,

Sarah Gaites,  
*Personnel Director*

**Problem-solving**

**Task 9** Study these pairs of words in different fonts from a desktop publishing package. Which font in each pair would be most suitable for an advertisement? Explain your choices. Use these phrases.

*It's too ...*

*It's not ... enough.*

**Construction**

**SOLICITORS**

*Wedding gowns*

*Champagne*

Technology

CONSTRUCTION

*Solicitors*

**WEDDING GOWNS**

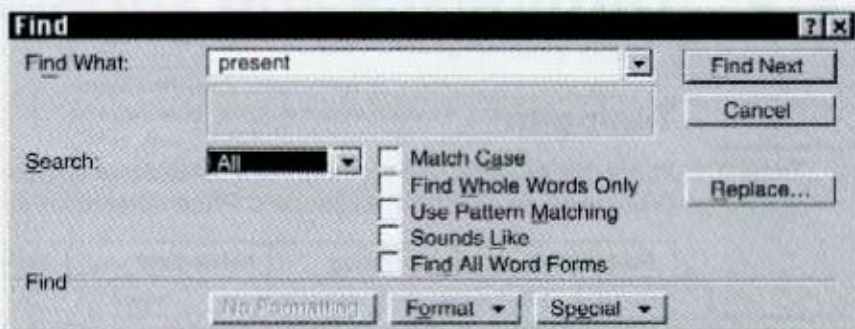
**Champagne**

TECHNOLOGY

## Writing

### Task 10

Study these instructions for using the Find command.



- 1 Choose the Find command in the Edit menu.
- 2 Type the text you want to find in the Find What text box, for example, *present*.
- 3 Type the text exactly the way you want to find it.
- 4 If you want to find text that matches upper case and lower case with the way you type it, select Match Case.
- 5 If you want to find whole words only, select Find Whole Words Only. If not, you will find *presenting*, *represent*, *presenter*, etc.
- 6 Click on Find Next and the program will pause each time it finds the words you want.
- 7 The found text is highlighted on the screen.

Now write your own instructions for using Find and Replace based on this dialog box. Use your own examples.



## Speaking

### Task 11

Work in pairs, A and B. Explain to your partner in simple terms what you think are the functions of the labelled buttons on your copy of the standard toolbar.

**Student A** Your toolbar is on page 118.

**Student B** Your toolbar is on page 119.

# 17

## Databases and spreadsheets

### Tuning-in

#### Task 1

Study this example of a record from a database of company employees. What fields do you think it contains? What other fields might be useful?

Boot, Ronald	Marketing	Salesperson	30/5/68	£28,000
--------------	-----------	-------------	---------	---------

#### Task 2

Work in pairs. What fields would you include in a database for:

- 1 a national police computer?
- 2 a national driver and vehicle licensing centre?

### Reading: Database search

#### Task 3

Study this simple database of volcanoes and answer the questions.

Name	Country	Continent	Height (m)	Status
Cotopaxi	Ecuador	South America	5978	active
Popocatepetl	Mexico	North America	5452	active
Sangay	Ecuador	South America	5410	active
Tungurahua	Ecuador	South America	5033	active
Kilimanjaro	Tanzania	Africa	5889	dormant
Misti	Peru	South America	5801	dormant
Aconcagua	Argentina/Chile	South America	6960	believed extinct
Chimborazo	Ecuador	South America	6282	believed extinct
Orizaba	Mexico	North America	5700	believed extinct
Elbrus	Russian Federation	Asia	5647	believed extinct
Demavend	Iran	Middle East	5366	believed extinct

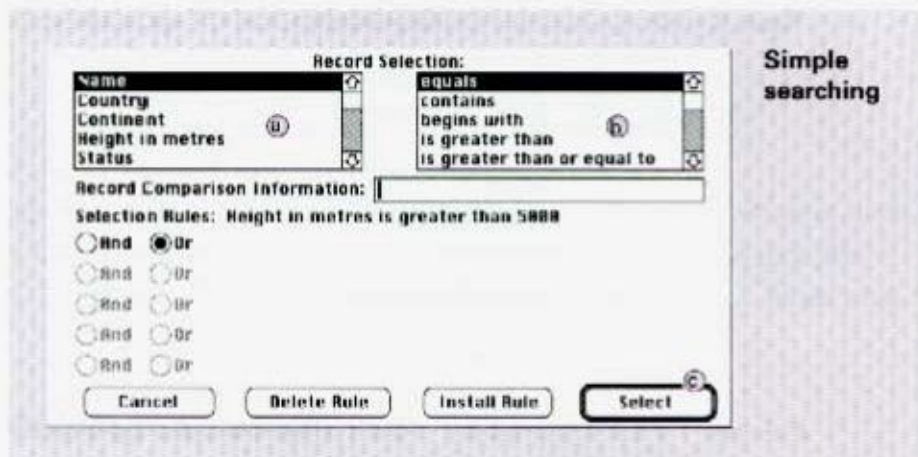
- 1 How many fields are there?
- 2 How many records are there?
- 3 List the volcanoes in North America.
- 4 List the volcanoes over 6,000 metres.

#### Task 4

Read this text on database searches and answer the questions which follow.

#### Search

The 'search' facility allows you to look through the database for information. To do this, you must enter the field or fields that you want to search and the details that you want to find. This is called to *search on a field* using whatever *conditions* you require. To give an example, you might be looking for items on your database with 'height in metres greater than 5,000'. Here the field that you would be searching on is 'height in metres' and the condition you want is 'greater than 5,000'. The figure shows how a simple search on one field can be carried out.



- 1 What does box **a** contain?
- 2 What does box **b** contain?
- 3 Which selection rule is entered?
- 4 What is the function of button **c**?
- 5 How many records will this search find?

### Task 5

What are the selection rules to find:

- 1 all active volcanoes?
- 2 all volcanoes over 6,000 metres?
- 3 all volcanoes in South America?
- 4 all active volcanoes in Ecuador?
- 5 all active volcanoes in South America higher than 5,500 metres?

## Listening: Spreadsheet

### Task 6

Study this extract from a spreadsheet for sales from a fast food outlet. Answer these questions.

- 1 How many *columns* are there?
- 2 How many *rows* are there?
- 3 What is in *cell A3*?

	A	B	C	D	E
1	Day	Food	Drink	Total	Profit
2	Mon	385	92		
3	Tue	590	171		
4	Wed	547	106		
5	Thur		219		
6	Fri	1953	511		
7		2762			
8		1231	248		
9	TOTALS				



**Task 7**

Study this table. Explain what each of the spreadsheet formulae (1–5) means.

Symbol	Meaning	Formulae
+	plus	1 = E3*15%
-	minus	2 = A10*B3
*	multiplied by, times	3 = SUM(B9:B24)
/	divided by	4 = K12/J12
=	equals, is equal to	5 = D4-B4
:	to	
%	per cent	

*Example* = A2\*B2 (formula) equals cell A2 multiplied by/times cell B2 (explanation)

**Task 8**

Listen to the recording. Fill in the gaps in the spreadsheet in Task 6 by entering the numbers, text, and formulae in the correct cells.

**Language work: Certainty 1**

We use *will* when we are certain one action will follow another.

*If you switch on Caps Lock, you will get all capital letters.*

When we are less certain one action will follow another, we can use these expressions.

*will probably/probably won't*

*may (not), might (not)*

*will possibly/possibly won't*

**Task 9**

In most databases you can use *wildcard characters* when you do not know exactly what you are searching for. Study these examples.

- ? any single character in this position
- \* any number of characters in this position
- # a single number in this position
- [ ] find these characters
- [!] don't find these characters

Using these characters in a search, we can be certain what we will find and what we will not find.

*Example* If you search for **Sm?th**, you will find **Smith** and **Smyth**, but you won't find **Smit**.

Write similar sentences for these searches.

- 1 Br?wn – Brown, Brawn, Braun.
- 2 t\*e – tongue, the, tea, true
- 3 #th – 12th, 4th, earth
- 4 Paul[ao] – Paul, Paula, Paulo
- 5 Mari[!a] – Marie, Maria, Mary

**Task 10** Complete these *If*-sentences using an appropriate expression of certainty.

*Example* If there is power failure, you **may** lose all your data.

- 1 If there is power failure, you \_\_\_\_\_ lose all your data.
- 2 If you have a virus, it \_\_\_\_\_ corrupt your files.
- 3 If you don't back up your files regularly, you \_\_\_\_\_ lose some of them.
- 4 If you choose a simple password, someone \_\_\_\_\_ access your files.
- 5 If you don't give your files meaningful names, you \_\_\_\_\_ forget what they contain.

## Problem-solving

**Task 11** Some databases use symbols rather than words for selection rules. Here are some of the symbols and their meanings.

=	equals, equal to	<>	not equal to
=>	equals or greater than	.AND.	and
>	greater than	.OR.	or
=<	equals or less than	.NOT.	not
<	less than		

Study this extract from a database of members of a sports club, and the results of five searches. Write selection rules to obtain these results. Use the symbols above.

*Example* Result – Helen Trim Selection rule – Occupation = technician .AND. Sex = F

First name	Surname	Sex	Age	Occupation
Lillias	Brown	F	21	student
Lucy	Cruden	F	28	actress
Alan	Brew	M	24	student
Helen	Trim	F	23	technician
John	Walls	M	26	student
John	Pond	M	31	computing officer
Arnold	Bright	M	31	technician

Search results

- 1 Lillias Brown, Alan Brew, John Walls
- 2 John Pond
- 3 Lillias Brown, Helen Trim
- 4 John Walls
- 5 Arnold Bright

## Writing

**Task 12** Go back to Task 1. Explain which fields you would include in a database for a national driver and vehicle licensing centre. Give reasons for each field.


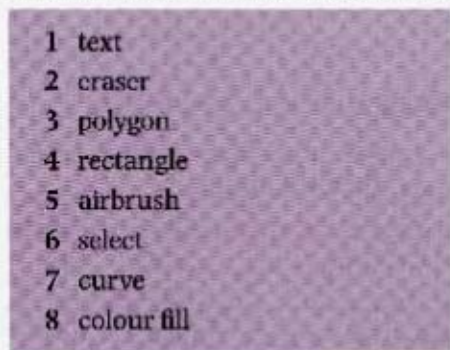
# 18 Graphics and multimedia

## Tuning-in

### Task 1

Study this toolbox from a graphics package. Find the icons which represent these features.

- 1 text
- 2 eraser
- 3 polygon
- 4 rectangle
- 5 airbrush
- 6 select
- 7 curve
- 8 colour fill



### Task 2

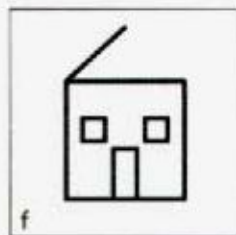
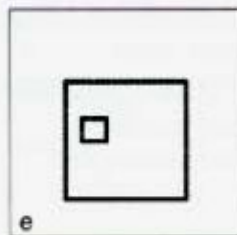
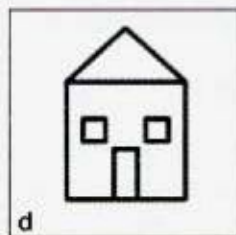

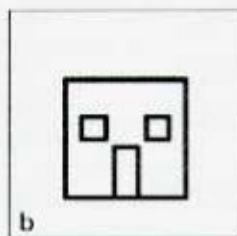
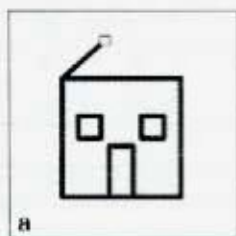
Work in pairs. List some occupations that use graphic design software, and say what they use it for.

## Listening: Drawing a graphic

### Task 3

Study these diagrams. They show the stages in the production of a simple graphic. Then listen to the recording and match each extract to the correct diagram.

- 1
- 2
- 3
- 4
- 5
- 6



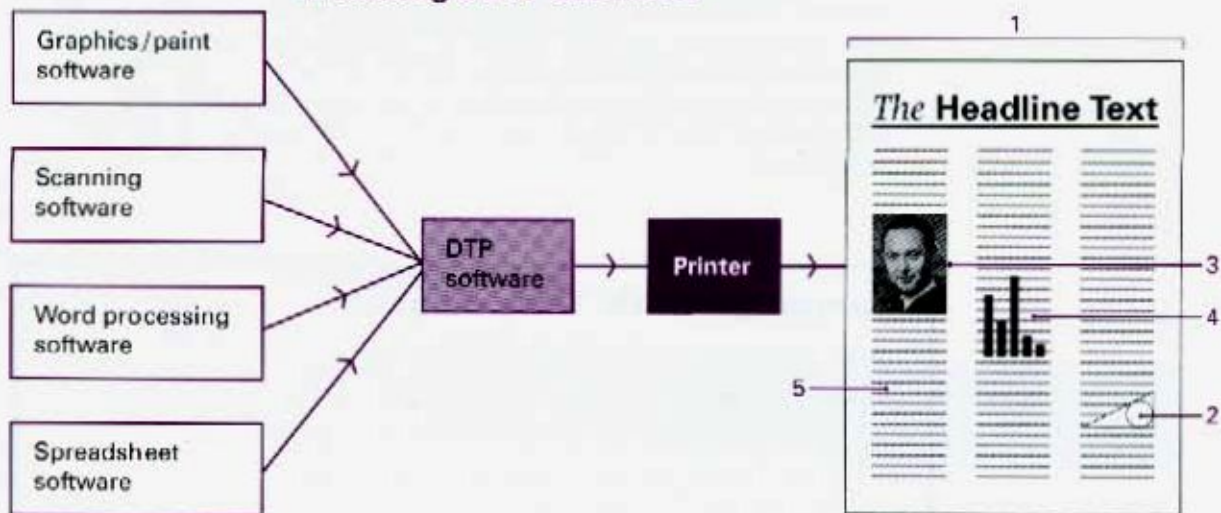
## Reading: Desktop publishing (DTP)

### Task 4

Study this diagram which shows the software involved in producing a DTP document. Which software produced these parts of the final document?

- |               |             |
|---------------|-------------|
| 1 page layout | 4 bar chart |
| 2 graphic     | 5 text      |
| 3 photograph  |             |

### Producing a DTP document



### Task 5

Read Part 1 of the text. Then complete this table of the hardware required for DTP. Note down the reason for each choice.

Hardware required	Reason
Microcomputer with large hard disk and large amount of memory:	<i>graphics need a lot of memory space</i>
Laser printer	_____
_____	_____
_____	_____

### Part 1

Desktop publishing (DTP) software allows the user to produce printout in the style of a newspaper. That is, in columns with pictures and other graphics. DTP is run on a microcomputer system with a laser printer for high quality, fast printout. The computer should have a large hard disk and a large amount of memory. A high resolution monitor with a 21-inch screen is recommended for easy working. A scanner is needed to import photographs and possibly a video digitiser to capture video images.

## Task 6

Read Part 2 of the text to answer these questions.

- 1 What two computer applications does DTP integrate?
- 2 List the features that DTP software provides.
- 3 Why does it offer only basic word processing and graphics?

### Part 2

DTP software can be thought of as integrated word processing and graphics, with additional features to enable pages to be laid out in columns and illustrations to be inserted. A facility to import photographs and video images is also provided. Often DTP software has only basic word processing and graphics facilities. It relies on the user making use of word processor and graphics software to prepare documents and illustrations before importing them into the DTP software. Its strength is in providing the structure to manipulate documents into columns or rows, and to cut and position graphics as required.

10

### Language work: Time clauses

Study these steps in the production of a graphic.

- 1 The basic design is drawn.
- 2 Detail is added.
- 3 Unnecessary parts are removed using the eraser.
- 4 The graphic is scaled to the right size.
- 5 The drawing is complete.
- 6 Colour is added.
- 7 Text is added.
- 8 The author works on the graphic.
- 9 The graphic is ready to print.
- 10 The finished product is printed.

We can link some of these steps using time words.

*After* and *before* indicate the sequence in which things happen.  
For example:

- 1 + 2 **After** the basic design is drawn, detail is added.  
3 + 4 **Before** the graphic is scaled to the right size, unnecessary parts are removed using the eraser.

*When* can indicate that one action happens immediately after another.  
For example:

- 5 + 6 **When** the drawing is complete, colour is added.

*Until* links an action with the limit of that action. For example:

- 8 + 9 The author works on the graphic **until** it is ready to print.

**Task 7** Study these steps in the production of a desktop-published student magazine.

- 1 Text is typed in using a word processor.
- 2 The text is edited.
- 3 The text is spellchecked.
- 4 Line drawings are made using a graphics package.
- 5 Photographs are scanned in with a scanner.
- 6 The first draft is completed.
- 7 The first draft is transferred to a page-makeup program.
- 8 Text and graphics are adjusted on screen.
- 9 They all fit together well.
- 10 The finished document is printed on a laser printer.

Link these pairs of sentences using these time words.

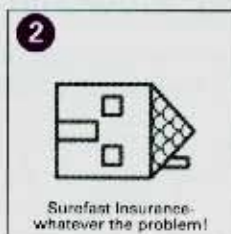
- 1 + 2 *after*      3 + 4 *after*      6 + 7 *when*      9 + 10 *after*  
2 + 3 *before*      5 + 6 *after*      8 + 9 *until*

## Problem-solving

**Task 8** Graphics packages allow you to:

draw graphics      add text      change tools      change attributes  
scale the graphic      rotate the graphic

Which features have been used to change picture 1 to picture 2?



## Writing

**Task 9** Link these pairs of statements with suitable time words to make a description of the development of computers.

- 1 Electronic computers were developed.  
There were mechanical calculators similar in some ways to computers.
- 2 World War 2 started.  
The first electromechanical computer was developed to decipher codes.
- 3 The war ended.  
Bell Laboratories developed the transistor.
- 4 But it took more than ten years.  
Transistors replaced valves in computers.
- 5 Integrated circuits were introduced in the mid-1960s.  
Developments happened quickly.
- 6 The first microcomputers came on to the market in the mid-1970s.  
Desktop computing became a reality.

# 19 Programming

## Tuning-in


**Task 1** Work in pairs. The stages in programming (1–7) are listed below. Fill in the gaps with the missing stages (a–d).

- Analysing and defining the problem to be solved
  - \_\_\_\_\_
  - Coding
  - \_\_\_\_\_
  - \_\_\_\_\_
  - \_\_\_\_\_
  - Obtaining feedback from users
- a Training the users  
b Testing  
c Designing the program  
d Documenting

**Task 2** Look at stage 1 of the list in Task 1. Discuss how you would analyse and define the problem. Compare your ideas with other students in the class.

## Listening: Flowcharts

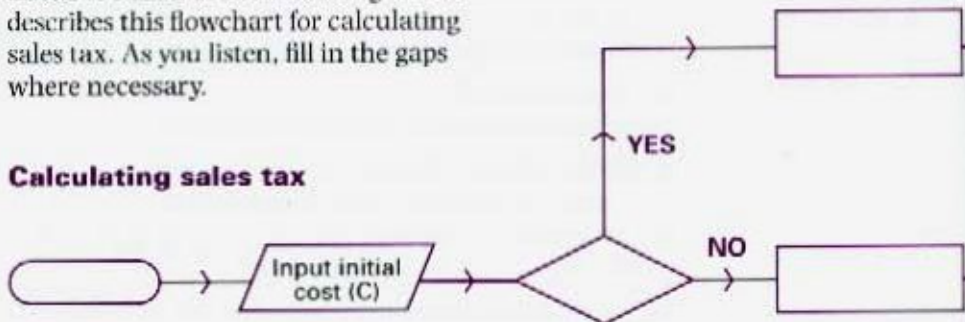
**Task 3** Programmers sometimes use flowcharts when planning a program. Listen to Part 1 of the recording to identify these symbols used in flowcharts.



a \_\_\_\_\_ b \_\_\_\_\_ c \_\_\_\_\_ d \_\_\_\_\_ e \_\_\_\_\_

**Task 4** Listen again to Part 1. This time write in each symbol a typical example of an instruction often found there in flowcharts. Remember that one symbol has no words.

**Task 5** Listen to Part 2 of the recording which describes this flowchart for calculating sales tax. As you listen, fill in the gaps where necessary.



## Reading: Types of error

### Task 6

Work in groups of three. Read one of the texts below and complete this table. When you have finished, exchange information with the others in your group to complete two similar tables.

#### Type of error

Definition \_\_\_\_\_

Example \_\_\_\_\_

Ways to avoid or deal  
with this kind of error \_\_\_\_\_

#### Text A

**System errors** affect the computer or its peripherals. For example, you might have written a program which needs access to a printer. If there is no printer present when you run the program the computer will produce a system error message. Sometimes a system error makes the computer stop working altogether and you will have to restart the computer. A sensible way of avoiding system errors is to write code to check that peripherals are present *before* any data is sent to it. Then the computer would warn you by a simple message on the screen, like 'printer is not ready or available'.

#### Text B

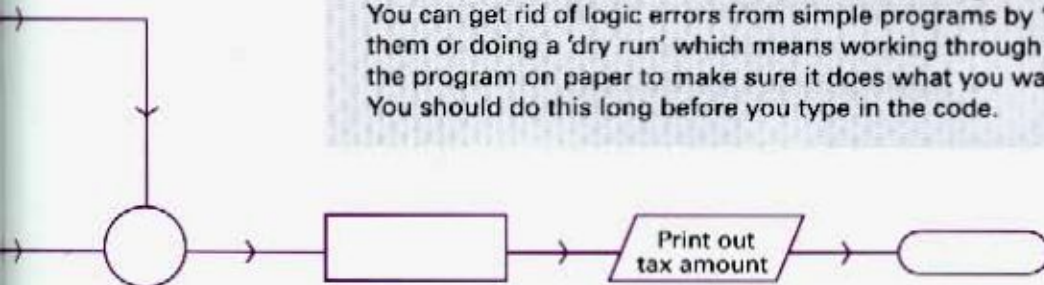
**Syntax errors** are mistakes in the programming language (like typing PRNIT instead of PRINT). Syntax errors cause the program to fail. Some translator programs won't accept any line that has syntax errors. Some only report a syntax error when they run the program. Some languages also contain special commands such as *debug*, which will report structural errors in a program. The programming manual for the particular language you're using will give details of what each error message means.

#### Text C

**Logic errors** are much more difficult to detect than syntax errors. This is because a program containing logic errors will run, but it won't work properly. For example, you might write a program to clear the screen and then print 'hello'. Here is a code for this:

```
10// Message          30 CLS
20 PRINT 'Hello'      40 END.
```

The code has a logic error in it, but the syntax is right so it will run. You can get rid of logic errors from simple programs by 'hand-testing' them or doing a 'dry run' which means working through each line of the program on paper to make sure it does what you want it to do. You should do this long before you type in the code.





## Language work: Problem and solution

Study these ways of linking a problem and a solution.

**Problem:** get rid of logic errors

**Solution:** hand-test the program

*You can get rid of logic errors by hand-testing the program.*

*To get rid of logic errors, hand-test the program.*

---

### Task 7

Match these problems and solutions. Link them following the examples above.

#### Problems

- 1 connect a computer to a telephone line
- 2 identify items for pricing
- 3 add extra facilities to a computer
- 4 get more file storage space
- 5 find syntax errors
- 6 avoid marking the surface of a CD-ROM
- 7 improve the speed of your computer
- 8 avoid system errors
- 9 prepare a new disk for use
- 10 transfer information between computers

#### Solutions

- a write code to check a peripheral is present before any data is sent
- b use the *debug* command
- c add more memory
- d format the disk
- e use a removable disk
- f install an expansion card
- g install a modem
- h fit a bigger hard disk
- i use barcode labels
- j hold it by the edges

---

### Task 8

Suggest solutions to these problems. Then link the problem and your solution.

- 1 Make sure there are no viruses on a floppy disk.
- 2 Prevent unauthorized access to a network.
- 3 Avoid the risk of losing data.
- 4 Avoid eye-strain when using computers.
- 5 Avoid back problems when using computers.

## Problem-solving

---

### Task 9

Draw a flowchart for one of these activities. Then compare your completed flowchart with other students in your group.

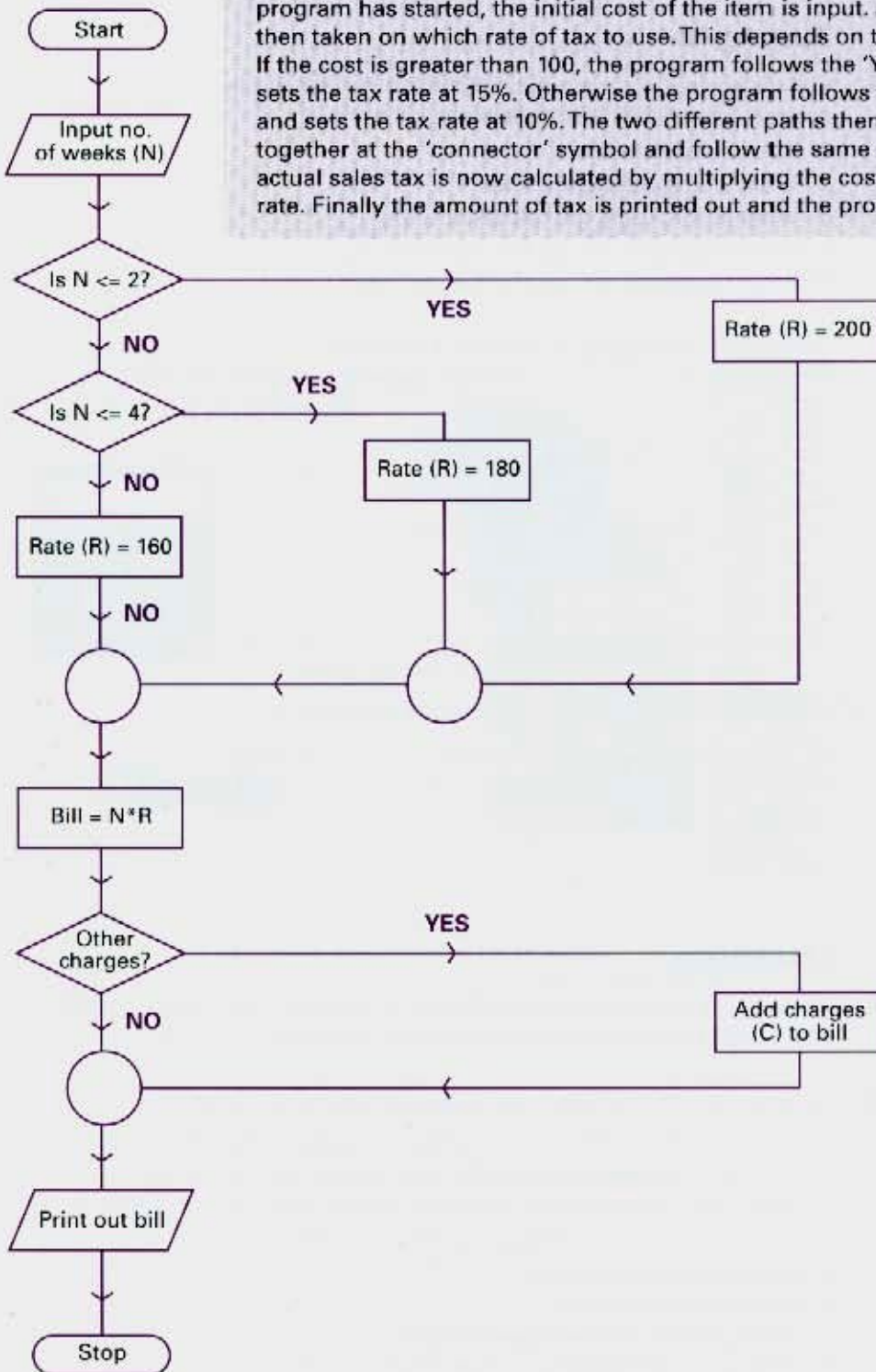
- using a payphone
- planning a holiday
- choosing a new computer
- preparing for an important exam

## Writing

### Task 10

Read this description of the flowchart on page 78–9. Then write your own description of the flowchart below.

A 'Start' symbol indicates where the program begins. When the program has started, the initial cost of the item is input. A decision is then taken on which rate of tax to use. This depends on the initial cost. If the cost is greater than 100, the program follows the 'Yes' route and sets the tax rate at 15%. Otherwise the program follows the 'No' route and sets the tax rate at 10%. The two different paths then come back together at the 'connector' symbol and follow the same route. The actual sales tax is now calculated by multiplying the cost by the tax rate. Finally the amount of tax is printed out and the program stops.



# 20 Interview: Analyst/Programmer

## Tuning-in

### Task 1

Colin is an analyst/programmer. Study this screen display from one of his projects, Dante, and answer these questions.

- 1 What does Dante teach?
- 2 What kind of students is it for?
- 3 What do you think the calculator is for?
- 4 What happens if you get the answer wrong?
- 5 What happens if you get the answer right?

A building is on fire 5.4 km away.  
The fire engine has gone 1.5 km.  
How far is the fire now?

DEMONSTRATION ☆☆☆☆☆

Help Close

Calculator: 0, 7, 8, 9, 4, 5, 6, 1, 2, 3, 0, Enter, Clear

## Listening

### Task 2

In Part 1 of the interview Colin shows the fire engine page and subsequent pages to the interviewer. Listen and check your answers to Task 1.

### Task 3

Listen to Part 2 of the interview and answer these questions.

- 1 What was the problem the programmers tried to solve with Dante?
- 2 What does the administrative package provide for the teacher?
- 3 What information does the program provide on use of the modules?
- 4 What does 'You can't debug your own code' mean?
- 5 Who tests the programs?
- 6 What do they try to do?
- 7 What problem did they have with graphics?
- 8 Colin discusses three types of error. What are they?

**Task 4**

Listen to Part 3 of the interview and answer these questions.

- 1 Is programming stressful?
- 2 What does Colin do as a break from programming?
- 3 Where do the team do much of the design work?
- 4 How many people work with him?
- 5 What do they do?
- 6 How long did Dante take to write?
- 7 Why was it easy to split?
- 8 Tick (✓) the languages he mentions.
 

<input type="checkbox"/> C	<input type="checkbox"/> Visual Basic	<input type="checkbox"/> HTML
<input type="checkbox"/> C++	<input type="checkbox"/> JavaScript	<input type="checkbox"/> Delphi
<input type="checkbox"/> Basic	<input type="checkbox"/> Pascal	<input type="checkbox"/> Algol
- 9 How does he keep up with developments in his field?
- 10 Why does he hate to go home sometimes?

**Task 5**

Listen to the whole interview again. Tick the stages in the production of a program that Colin mentions.

- |   |  |
|---|--|
| 1 <input type="checkbox"/> Analysing and defining the problem | 5 <input type="checkbox"/> Coding      |
| 2 <input type="checkbox"/> Designing the program              | 6 <input type="checkbox"/> Testing     |
| 3 <input type="checkbox"/> Training the users                 | 7 <input type="checkbox"/> Documenting |
| 4 <input type="checkbox"/> Obtaining feedback from users      |  |

**Language work:****Present simple vs Present continuous**

Study these examples of the **Present simple** and the **Present continuous** from the interview with Colin. Which tense does Colin use for:

- 1 routines and procedures?
- 2 things happening now?
- 3 likes and dislikes which are always true?

**Present continuous**

*an example of what we're working on at the moment*

*there are three main areas we're working in*

*I'm, at the moment, trying to learn how to use Active Server pages*

*we're now using a system called Visual Failsafe*

**Present simple**

*we speak to the users*

*we offer solutions*

*we don't spend a full day programming*

*we go to the canteen and work it out*

*I enjoy my work*

We use the **Present simple** to describe routines, standard procedures, and things which are always true, such as likes and dislikes.

We use the **Present continuous** for actions going on at the moment.

---

**Task 6**

Complete these sentences by putting the verb in brackets into the Present simple or Present continuous.

- 1 At the moment I \_\_\_\_\_ (work) on a program for schools.
- 2 We always \_\_\_\_\_ (ask) the users, not the managers, what they need from the system.
- 3 Paul is a database expert so usually he \_\_\_\_\_ (do) anything on databases and I \_\_\_\_\_ (get) the interfaces.
- 4 We \_\_\_\_\_ (use) Active Server for this project because it's Web-based.
- 5 Commonly we \_\_\_\_\_ (use) C++ and JavaScript.
- 6 Whenever we \_\_\_\_\_ (finish) part of a project, we put a copy of the software in a sub-folder as a record.
- 7 I \_\_\_\_\_ (subscribe) to two magazines.
- 8 Right now I \_\_\_\_\_ (try) to learn how to use Active Server properly.
- 9 At the moment we \_\_\_\_\_ (develop) a Web-based project.
- 10 It's a magazine for people who know what they \_\_\_\_\_ (do).

---

**Task 7**

Write four sentences about any project you're working on at this moment, and about your daily routine.

*Example*

*I'm working on a project about ...  
I'm designing a ...*

*I start classes each day at ...  
I finish at ...*

---

**Computing words and abbreviations****Task 8**

Sort these words about General Purpose Packages into these sets.

bold	cell	column	draw	field	fill	font
formula	justify	paint	record	rotate	row	scale
search	selection rules		sort	spelling checker		
tab	tool palette		underline			

---

**Word processing****Databases****Spreadsheets****Graphics**

---

_____	_____	_____	_____
_____	_____	_____	_____
_____	_____	_____	_____
_____	_____	_____	_____
_____	_____	_____	_____
_____	_____	_____	_____

---

---

**Task 9**

Verbs with prepositions are common in spoken English.

*Example* to work something out = to solve a problem

Study these verbs with prepositions from this interview and earlier interviews. Try to use them in the correct form in sentences 1 to 10.

burn down	give up	come across	keep up with	come up
pick up	divide up	put out	find out	take up

- 1 If the fire engine doesn't arrive on time, the house will \_\_\_\_\_.
- 2 I subscribe to magazines to \_\_\_\_\_ developments in programming.
- 3 In programming you often \_\_\_\_\_ the coding among a team of programmers.
- 4 If a site takes too long to download, people \_\_\_\_\_ and go to another site.
- 5 In the hardware class we \_\_\_\_\_ about things inside computers.
- 6 People may \_\_\_\_\_ your website by chance when they're browsing the net.
- 7 If you get the answer right, the fire engine \_\_\_\_\_ the fire.
- 8 When you test a program, different kinds of problems \_\_\_\_\_.
- 9 Reading about new developments \_\_\_\_\_ a lot of Colin's free time.
- 10 He tries to \_\_\_\_\_ a copy of *Dr Dobb's Journal* when he can.

---

**Speaking****Task 10**

Work in pairs, A and B. Logic errors often occur when you are testing a condition before branching or exiting from a loop. Each of you has a short program which contains a logic error. Dictate your programs to each other line by line. Then together identify the logic error in both programs.

**Student A** Your program is on page 118.

**Student B** Your program is on page 119.

# 21 Languages

## Tuning-in

**Task 1** Study these sample sections of programs. Rank them from 1 (easiest to understand) to 5 (most difficult to understand).

a TABLE FILE SALES  
SUM UNITS BY MONTH BY CUSTOMER  
ON CUSTOMER SUBTOTAL PAGE BREAK  
END

b 10101001 01000010 00010100  
11101110 11111111

c REPORT THE BASE SALARIES  
BROKEN DOWN BY REGION  
FOR MANAGERS IN ENGLAND

d mov ah, 3Dh  
mov al, 0  
push cs  
pop ds

e A=0  
X=1  
INPUT Y  
FOR X=1 TO 3  
A=Y\*\*X  
PRINT A  
NEXT X  
END

**Task 2** Here is a list of language types used by programmers ranked from natural human language at the top to machine code at the bottom. Can you match any of the samples in Task 1 to this list?

- 1 Natural language
- 2 Very high-level language
- 3 High-level language
- 4 Assembly language
- 5 Machine code

## Listening: A Basic program

**Task 3** Study this fragment of a Basic program. What do you think this program is for?

```
10 REM AVERAGES
20
30 PRINT 'TYPE 999 TO INDICATE END OF DATA'
40
50 SUM = 0
60
70 PRINT 'PLEASE ENTER A NUMBER'
80
90 DO WHILE NUMBER <> 999
100
110 COUNTER = COUNTER + 1
120
130 INPUT NUMBER
140
150
160 PRINT 'THE AVERAGE OF THE NUMBERS IS:' ; AVERAGE
170
```

**Task 4** Now listen to the recording to complete the missing lines in the program.

**Task 5** Study the completed program. It contains three faults. Can you find them?

## Reading: Computing languages

### Task 6

Work in groups of three. Read two of the texts about computing languages and make notes in the table on page 88. Then exchange information about the other texts with other students in your group.

**C++** was developed from the C language. It was designed as a systems programming language with features that make it easy to control the computer hardware efficiently. It was used to produce the Microsoft Windows operating system. It is portable, i.e. programs written in C++ can be easily adapted for use on many different types of computer systems.

**HTML** stands for HyperText Markup Language. It is a page description language used for creating webpages. HTML uses a system of tags to mark page links and formatting. For example, the tag <u> tells the program to start underlining a text. Although programs cannot be created using HTML, small programs can be embedded in HTML code using a scripting language like JavaScript.

**Java** is a programming language originally designed for programming small electronic devices such as mobile phones. It can run unchanged on any operating system that has a Java Interpreter program. Java is used for writing programs for the World Wide Web.

**JavaScript** is a simplified form of the Java language. It is powerful and easy to use. Scripts are small programs that can be used to perform simple tasks or tie other programs together. JavaScript is designed for use inside webpages. It can enable a webpage to respond to a mouse click or input on a form. It can also provide a way of moving through webpages and produce simple animation.

**Visual Basic** is a programming environment, not simply a language. It uses the language BASIC, a simple language developed to make it easy for people to learn how to program. Visual Basic has predefined objects such as dialog boxes, buttons, and text boxes which can be chosen from a toolbox and dragged across the screen using the mouse and dropped into the required position. BASIC programming code is attached to form a complete program. Visual Basic is used to write general purpose applications for the Windows operating system.

**Delphi** is similar to Visual Basic. It is also a programming environment for developing programs for the Windows operating system. It has predefined objects that can be chosen from a toolbox. In Delphi, however, the code attached to the objects is written in a form of Pascal. You can think of Delphi as a kind of 'Visual Pascal'. Like Visual Basic, it is often used for general purpose programs.



Language	Associated language	Type of language	Use
C++	_____	_____	_____
HTML	_____	_____	_____
Java	_____	_____	_____
JavaScript	_____	_____	_____
Visual Basic	_____	_____	_____
Delphi	_____	_____	_____

### Task 7

Now read the texts again and answer these questions about special features of the languages.

- 1 Which language uses a system of tags?
- 2 Which languages are designed to be used inside webpages?
- 3 Which language was used to write the Windows operating system?
- 4 What is a 'portable' language?
- 5 Which language can have small programs embedded in it using JavaScript?
- 6 What does HTML stand for?
- 7 Which languages can only be used in the Windows operating system?
- 8 Which language cannot be used for writing programs?

### Language work: Reporting screen messages

Study these examples of screen messages. Note how we report them.

<i>Please enter a number.</i>	<i>It requests you to enter a number.</i>
<i>Type 999 to indicate end of data.</i>	<i>It tells you to type 999 to indicate the end of the data.</i>
<i>Do not attempt to log on.</i>	<i>It tells you not to attempt to log on.</i>
<i>Printer out of paper.</i>	<i>It informs you that the printer is out of paper.</i>

Study these examples of screen messages. Note how we report them.

<i>Do you want to exit (Y/N)?</i>	<i>It asks you if you want to exit.</i>
<i>What is your password?</i>	<i>It asks you what your password is.</i>
<i>How many copies do you want to print?</i>	<i>It asks you how many copies you want to print.</i>

### Task 8

Report each of these screen messages.

- 1 Make sure printer is switched on before continuing.
- 2 System halted.
- 3 Press any key to continue.
- 4 Please type next number.
- 5 Do not proceed.
- 6 Please choose from menu below.
- 7 Non-system disk in drive a.
- 8 Paper jam.

---

**Task 9**

Report each of these screen messages.

- 1 Continue (Y/N)?
- 2 What is the drive letter of your hard disk?
- 3 Are you sure you want to copy the selected files?
- 4 Do you want to virus check another disk?
- 5 Is the printer ready?
- 6 In which directory do you want to install the program?
- 7 Delete files (Y/N)?
- 8 Are you sure you want to shut down the computer?

---

**Problem-solving****Task 10**

Using the information in the reading texts and the table in Task 6, decide which languages would be best for these users and tasks.

- 1 A language for school pupils learning to program for the first time.
- 2 A language for professional programmers who want their software to run on any type of computer system.
- 3 A language for a student who wants to create her own webpage.
- 4 A language for a website designer who wants to include simple animation in a site.
- 5 A language for computing students who want to write a general purpose program as a college project.

---

**Writing****Task 11**

Look back at the notes you made in the table in Task 6. Write a brief summary of the reading texts based on your notes.

---

Language	Associated Language	Type of Language	Use
C++	C	Programming	General and systems programming

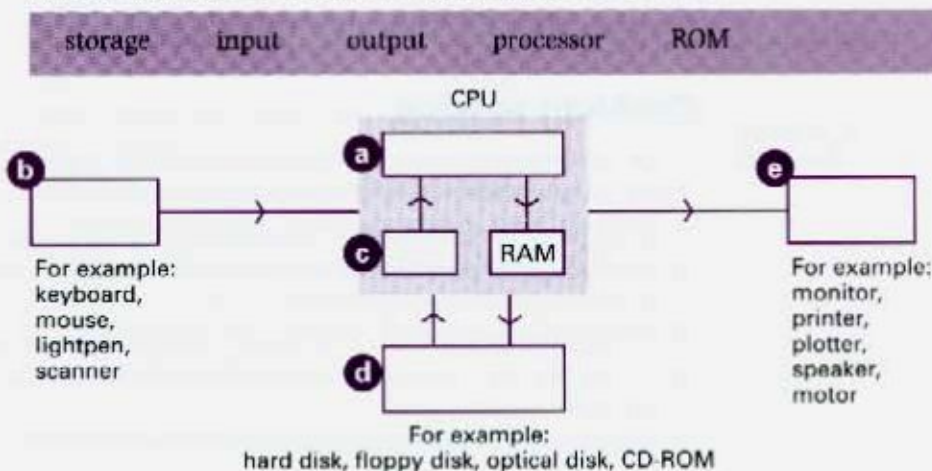
---

*Example* C++ is a programming language. It is used for general and systems programming.

# 22 Low-level systems

## Tuning-in

**Task 1** Label this diagram of a computer system with these terms.

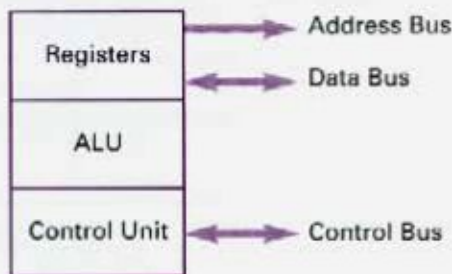


**Task 2** Work in pairs. What other examples of input devices, output devices, and storage devices can you add to the diagram?

## Listening: The CPU

**Task 3** Study this diagram of the Central Processing Unit. Answer these questions.

- 1 What does ALU mean?
- 2 What is a *register*?
- 3 What does the *control unit* do?



**Task 4** Listen to Part 1 of the recording. Check your answers to Task 3.

**Task 5** Listen again to find the answers to these questions.

- 1 What sort of functions does the ALU perform?
- 2 Name a logic operation performed by the ALU.
- 3 Which part of the CPU controls printers?
- 4 What is the difference between registers and main memory?

**Task 6** Look at the diagram in Task 3 again. Try to answer these questions.

- 1 What is the function of buses?
- 2 Which buses are *bidirectional*?
- 3 What kind of information is carried by the data bus?
- 4 What does *unidirectional* mean?

**Task 7**

Listen to Part 2 of the recording. Check your answers to Task 6. Then complete this table.

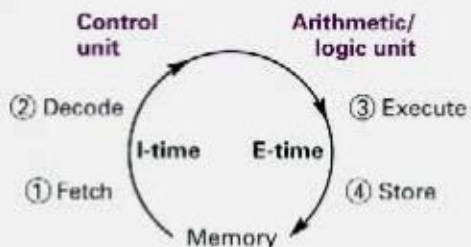
Bus	Uni/Bidirectional	Links
Data	_____	_____
Address	_____	_____
Control	_____	_____

## Reading: The machine cycle

**Task 8**

Study this diagram of the machine cycle. Answer these questions.

- How many steps are there in the machine cycle?
- What are the *Fetch* and *Decode* steps together called?
- Which steps together are called *E-time*?
- Where does the *Decode* step happen?

**Task 9**

Read this text quickly to check your answers to Task 8.

### How the CPU executes program instructions

Let us examine the way the central processing unit, in association with memory, executes a computer program. Many personal computers can execute instructions in less than one-millionth of a second, whereas supercomputers can execute instructions in less than one-billionth of a second.

Before an instruction can be executed, program instructions and data must be placed into memory from an input device or a secondary storage device. The data will probably make a temporary stop in a register. As Figure 1 shows, once the necessary data and instruction are in memory, the central processing unit performs the following four steps for each instruction:

- The control unit *fetches* (gets) the instruction from memory.
- The control unit *decodes* the instruction (decides what it means) and directs that the necessary data be moved from memory to the arithmetic/logic unit. These first two steps together are called *instruction time*, or *I-time*.
- The arithmetic/logic unit *executes* the arithmetic or logical instruction. That is, the ALU is given control and performs the actual operation on the data.
- The arithmetic/logic unit *stores* the result of this operation in memory or in a register.

Steps 3 and 4 together are called *execution time*, or *E-time*. The control unit eventually directs memory to release the result to an output device or a secondary storage device. The combination of I-time and E-time is called the *machine cycle*.

---

**Task 10**

Read the text again to find the answers to these questions.

- 1 What must be put into memory before an instruction can be executed?
- 2 Where will the data be stored temporarily?
- 3 What operation does the control unit perform on the data?
- 4 Where does the ALU store the results of its operations?
- 5 What happens to the results eventually?
- 6 What is the machine cycle?

**Language work: Contrast**

Study these pairs of statements.

- 1 *The data bus is bidirectional.  
The address bus is unidirectional.*
- 2 *Registers hold data immediately required.  
Main memory stores data required in the near future.*
- 3 *PCs can process in a millionth of a second.  
Supercomputers can process in a billionth of a second.*

Each pair contains a contrast. We can show this by linking them as follows:

- 1 *The data bus is bidirectional, **whereas** the address bus is unidirectional.*
- 2 *Registers hold data immediately required. **In contrast**, main memory stores data required in the near future.*
- 3 *PCs can process in a millionth of a second, **but** supercomputers can process in a billionth of a second.*

---

**Task 11**

Link each of these pairs of contrasting statements using *whereas*, *in contrast*, or *but*.

- 1 Dot matrix printers are noisy. Laser printers are quiet.
- 2 Floppy disks store small amounts of data. Hard disks store large amounts of data.
- 3 Handheld computers fit into your pocket. Supercomputers occupy a whole room.
- 4 High-level languages are easy to understand. Machine code is very difficult to understand.
- 5 Basic is a simple language. C++ is complex.
- 6 Modern computers are powerful and relatively cheap. Older computers were less powerful and quite expensive.
- 7 An analyst analyses problems and finds solutions. A programmer turns these solutions into computer programs.
- 8 A graphics package produces images and designs. A word processor produces texts.

## Problem-solving

---

### Task 12

Work in pairs, A and B. Explain to your partner how to convert a number from one system to another. You can write down the steps and show them to your partner, but you must explain each step in English.

**Student A** Your conversion is on page 118.

**Student B** Your conversion is on page 119.

## Writing

---

### Task 13

Describe how an interrupt works by linking these pairs of sentences using suitable time words.

- 1 A printer runs out of paper.  
An interrupt carries a signal to the CPU.
- 2 The CPU receives the signal.  
The CPU interrupts its tasks.
- 3 The CPU saves its current status in a special area of memory.  
The CPU sends a message to the user.
- 4 The user reloads the paper tray.  
The processor returns to its previous state.

# 23 Future trends 1

## Tuning-in

### Task 1

Smart cards, robotics, and virtual reality are three areas of computing where developments are taking place very fast. Working in groups, try to add to these lists of current and possible future applications.

**Smart cards**  
identification  
high-security access  
electronic money

**Robotics**  
welding cars  
repairing nuclear power plants  
bomb disposal

**Virtual reality**  
games  
virtual travel



## Listening: Virtual reality

### Task 2

Listen to Part 1 of this recording. Complete the gaps in this table of equipment required to use virtual reality.

Equipment	Alternative name	Purpose
_____	head-mounted display	_____
VR glove	_____	makes your hand feel pressure
VR mouse	_____	_____

### Task 3

Listen to Part 2. Make a note of the existing and possible future uses of virtual reality which are mentioned.

Existing uses	Possible future uses
_____	_____
_____	_____
_____	_____

## Reading: Future developments

### Task 4

Work in groups of three, A, B, and C. Read one of these texts on developments in computing, and make notes in the table below.

Development	_____
Application/s	_____
How soon?	_____

#### Text A

#### SMART CARDS

#### A chip to save your life

If your friend suddenly had an accident and was unconscious or incoherent, could you provide any information to an ambulance crew? Would you know her blood type, her allergies, the prescription drugs she takes? Probably not. Even family members may not have this information, or be too distraught themselves to provide needed medical information. Enter the MediCard, a plastic card that has an embedded chip containing all that patient information. Small computers that can read the cards are installed in ambulances and in hospital emergency rooms. This system is working successfully in some communities. The biggest problem is making sure that people carry their cards at all times.



Text B

**ROBOTICS**

**What is a micro-machine?**

One of the most important steps in computing technology in the coming years is likely to be a return to mechanical methods. Using the same process used to create chips, it's possible to fabricate mechanical parts – levers, gear wheels, and small motors.

The best known example of a micro-machine was created by Sandia Laboratories in New Mexico in the US. It's a complete motor developing 50µW of power in one square millimetre – still a bit big for some of the micro-machines planned for the future.

What are micro-machines going to be used for? Obvious applications are sensors, gyros and drug delivery. The idea is that a micro-machine could have a strain sensor or a gyroscopic attitude sensor and electronics built into a single chip-sized package. The idea of using a micro-machine to deliver drugs is getting a bit closer to more sci-fi applications. Only a step further is the idea of building insect-sized robots that could do difficult jobs in very small places. Swallowing an ant-sized machine to cure you or putting one inside some failed machinery seems like a really good idea!

Text C

**VIRTUAL REALITY**

**Getting practical**

Here are some applications of virtual reality under development. Wearing head mounts, consumers can browse for products in a 'virtual showroom'. From a remote location a consumer will be able to manoeuvre and view products along rows in a warehouse. Similarly, from a convenient office a security guard can patrol corridors and offices in remote locations.

Air traffic controllers may someday work like this. Microlaser scanner glasses project computer-generated images directly into the controller's eyes, immersing the controller in a three-dimensional scene showing all the aircraft in the area. To establish voice contact with the pilot of the plane, the controller merely touches the plane's image with a sensor-equipped glove.

Using virtual reality headsets and gloves, doctors and medical students will be able to experiment with new procedures on simulated patients rather than real ones.

**Task 5**

From your notes, explain what you have read to other students in your group.

**Language work: Making predictions**

Study these predictions.

*Many more people will join the Internet.*

*Doctors will experiment with new procedures on simulated patients.*

*Micro-machines are going to be used for drug delivery.*

We can use *will* and *is/are going to* to make predictions about things we are confident will happen.

**Task 6** Make predictions about these things.

- |                                   |                           |
|-----------------------------------|---------------------------|
| 1 the number of PCs in use        | 6 the use of mainframes   |
| 2 the power of computers          | 7 robots and housework    |
| 3 the capacity of storage devices | 8 computers and cars      |
| 4 the size of computers           | 9 wearable computers      |
| 5 the use of smart cards          | 10 the price of computers |

## Problem-solving

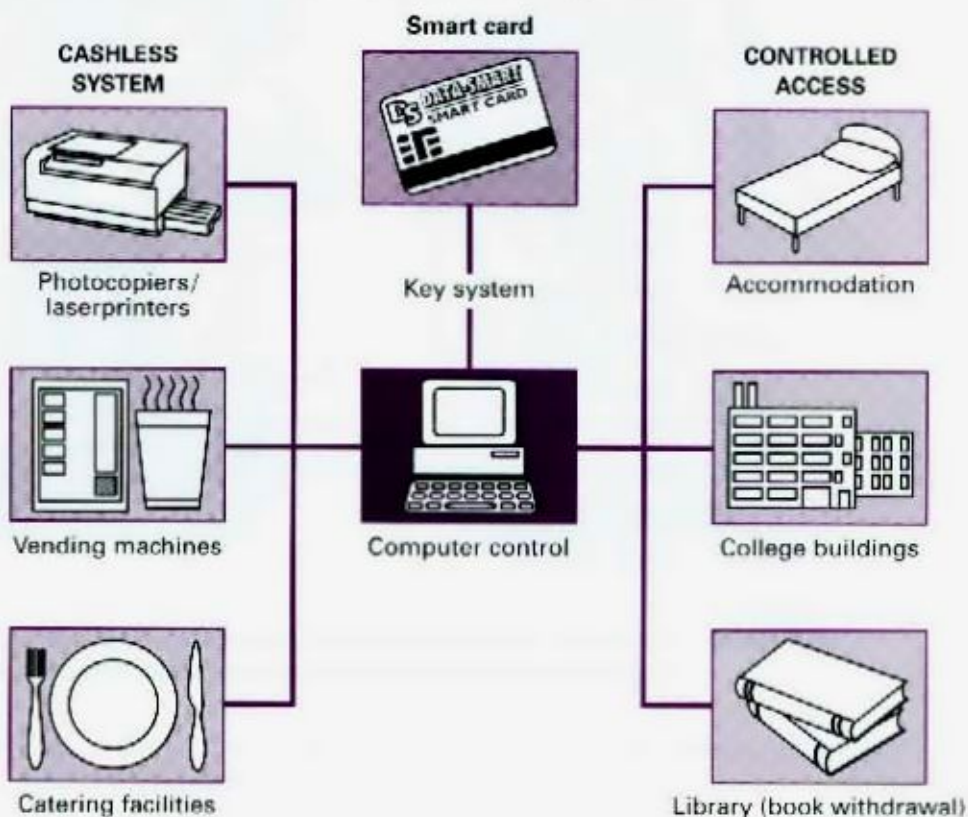
**Task 7** What kind of information would you encode in the following smart cards? Compare your answers with other students in your group.

- |                          |                                 |
|--------------------------|---------------------------------|
| 1 a medical card         | 3 a sports club membership card |
| 2 an identification card | 4 an electronic wallet          |

## Writing

**Task 8** Study this graphic which shows how a smart card system could be used in a college, or other large organization. Use it to write a report recommending that your institution or company introduce a smart card system.

Start like this: *A student/company smart card can be used in many ways. It can be used as a key to the building. Only cardholders can open the doors.*



# 24 Future trends 2

## Tuning-in

**Task 1** Study these predictions. Tick (✓) those you agree with and cross (✗) those you disagree with.

- 2000 Artificial ears   
Videophone which will dial automatically when you tell it the name of the person you wish to call
- 2002 Electronic implants to stimulate the muscles of disabled people
- 2004 Three-dimensional fax   
Computer touch screens which unfold from your wristwatch
- 2005 Computers which write their own software
- 2007 Smart clothes which alter their thermal properties according to the weather
- 2010 Robotic pets
- 2015 Artificial lungs
- 2020 Regular manned flights to Mars
- 2030 Direct connections between brain and computer
- 2035 Artificial brain



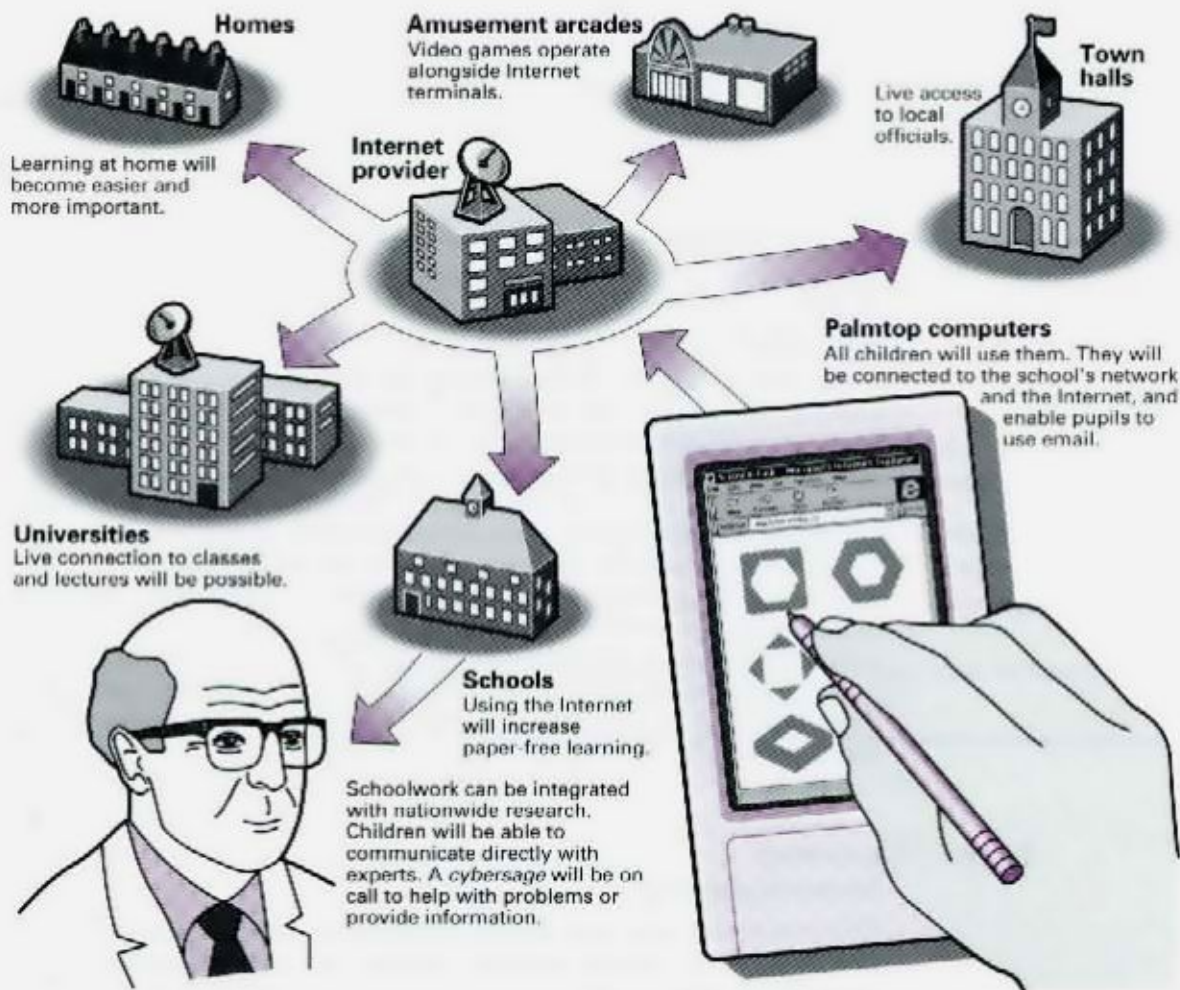
**Task 2** Compare your answers with other students in your group. Explain why you agree or disagree with these predictions.

## Listening: Schooling of the future

### Task 3

Study this diagram which shows how school children may benefit from IT developments in the 21st century. Answer these questions.

- 1 What hardware will school pupils have?
- 2 What will be the role of the *cybersage*?
- 3 What will be installed alongside video games in arcades?
- 4 What will Internet links allow children to do?
- 5 How will school project work benefit?



### Task 4

Listen to Part 1 of the recording. The speaker argues in favour of these developments. Note down the main points she makes.

### Task 5

Listen to Part 2. The speaker argues against these developments. Note down the main points she makes.

### Task 6

Now listen to the whole recording. What reasons do the speakers give for each of their main points?

## Reading: Future trends

### Task 7

Work in groups. Predict how computers will affect our future lives in one of these areas – health, shopping, or money.

### Task 8

Work in groups. A, B, and C. Read one of these texts on the impact of computers on one aspect of daily life. Make notes in the table below.

Development	Date	Details
_____	_____	_____
_____	_____	_____
_____	_____	_____
_____	_____	_____
_____	_____	_____
_____	_____	_____

#### Text A

##### HEALTH Body chips

In the next decade we can have miniature computers inside us to monitor, and even regulate, our blood pressure, heart rate, and cholesterol. Such a chip would include a microprocessor, sensors, and a radio frequency device that would permit accurate read-outs of vital statistics. All this would happen, of course, without taking any blood or attaching any external devices to the body.

Since we are already familiar with the notion of an internal pacemaker for the heart, including a chip or two may not seem all that astonishing. But this is just the beginning. Experts foresee, within twenty years, implanted chips that can correct our ability to interact with the world. Once implanted, the chip is invisible, unlike a hearing aid. A more common implant would be a chip to correct visual signals. No more glasses!

#### Text B

##### SHOPPING Computer shopping

This may sound very much like shopping by the Internet, but in fifty years' time it will be very different. Shoppers will be able to scan down virtual supermarket aisles on their PC and click on to whatever they want; the goods will then be delivered shortly afterwards. Customers may well be able to call up a virtual assistant who will talk them through their shopping or to ask the computer for suggestions. Moreover, people will be able to get background information on shops and goods, and will be able to boycott any that offend their ethical considerations.

**MONEY****Electronic cash**

Bank customers can now download money from their account to an electronic wallet, a smart card, using a specially designed phone equipped with a smart card reader. To download cash you have to enter your PIN. You can then use your electronic wallet to pay for goods and services, to purchase goods across the Internet, and to transfer money to other card holders.

Using the Internet, customers can now check their account balance and see their latest statement. One bank has developed a multi-currency payment engine which allows on-line retailers to sell their goods in sixteen countries, with customers paying in their local currency. With these developments, coins and notes are likely to disappear.

**Language work: will and would**

Compare these examples of predictions.

*A bodychip will include a microprocessor.*

*A bodychip would include a microprocessor.*

*A common implant will be a chip to correct visual signals.*

*A common implant would be a chip to correct visual signals.*

We use *would* as a 'less definite' form of *will* when we make predictions. Often we imply that something else must happen first. For example:

*A body chip would include a microprocessor. (first we have to develop body chips)*

*The National Grid would link all schools and colleges. (first we have to make sure there is enough money to make it happen)*

**Task 9**

Link these words to make predictions with *would*.

- 1 computers /write /own software
- 2 implants /stimulate /muscles of disabled
- 3 screen /unfold /wristwatch
- 4 clothes/ alter/thermal properties
- 5 robot pets/ require/ no food
- 6 artificial lungs/ help/ cancer patients
- 7 people/ be able to/ travel to Mars
- 8 a body chip/ correct/ poor vision

---

**Task 10**

Study these notes about a possible 'cybercity' of the future. Make each set of notes into a prediction using *would*.

- 1 fibre-optic links between every house
- 2 paper-free education
- 3 no money used
- 4 computers in every house
- 5 driver-less public transport
- 6 wall-size computer screens for entertainment
- 7 houses cleaned by robots
- 8 virtual doctors for medical advice

---

**Task 11**

Work in pairs. Write other predictions of your own about the cybercity.

---

**Speaking**

---

**Task 12**

Work in pairs, A and B. Explain to each other a new development which may replace passports at border controls.

**Student A** Your information is on page 118.

**Student B** Your information is on page 119.

---

**Problem-solving**

---

**Task 13**

In groups, discuss how future developments in computing could help solve the problems of people who:

- 1 cannot hear
- 2 cannot see
- 3 cannot use their arms and legs.

Compare your ideas with the rest of the class.

# 25

## Interview: IT Manager

### Tuning-in

#### Task 1

Which do you think came first in the development of computing?

- 1 The first computer or the first transistor?
- 2 Integrated circuits or the first minicomputer?
- 3 The first IBM PC or the first Apple Macintosh?

Check your answers using this data on the development of computing.

Computer generation	Dates	Technology
First	1951–58	vacuum tubes (valves)
Second	1958–64	transistors
Third	1965–70	integrated circuits (ICs)
Fourth	1971–	microprocessors

- 1942 First electronic computer built
- 1947 Transistor invented
- 1954 First commercial computer put on sale
- 1960 First minicomputer
- 1965 ICs introduced
- 1971 Microprocessors introduced
- 1981 First IBM PC
- 1984 First Apple Macintosh
- 1993 First palmtop developed

#### Task 2

Work in pairs. What do you think will be the next important developments in computing? Make a list.

### Listening

#### Task 3

Tom is head of IT in a large company. In Part 1 of the interview he talks about past developments in his own company. Listen and fill in the gaps in this table.

Date	What happened
_____	Started in computing. Transistorized computer
1974	_____
1980	_____
_____	Enormous changes in hardware
_____	Change from central to distributed computing
early 90s	_____



**Task 4**

Listen again to find the answers to these questions.

- 1 How big a memory did the ICT 1904 have?
- 2 What kind of drive did it have?
- 3 By how much did electrical load drop each year?
- 4 Why did it drop?
- 5 What changes were there in staffing?
- 6 What was the problem with hardware in the early days?

**Task 5**

Listen to Part 2 of the interview. Tick (✓) the statements which match Tom's views. Cross (✗) those which do not.

- 1  Speech recognition will be important.
- 2  Users will use a web interface to access programs.
- 3  Unless there's a good reason for it, people will not want to change because computers already do most things they want.
- 4  New products provide significant changes.
- 5  Things will get cheaper and faster.
- 6  Video conferencing is worthwhile for long distances.
- 7  Computer teaching is good for reinforcing, practising, and self-study.
- 8  Computers will replace teachers.

### Language work: Certainty 2

Study these predictions from the interview. Which predictions is Tom most certain about?

*We're going to live in the web browser environment a lot more.*

*Things will get cheaper and faster.*

*I think speech recognition could be big.*

*Computer teaching may be used more.*

*I don't see computer teaching replacing courses.*

Study these ways of showing how certain you are about future events.

Certain	Fairly certain	Uncertain
YES		
<i>will happen</i>	<i>I think it will happen.</i>	<i>It may happen.</i>
<i>is/are going to happen</i>	<i>It will probably happen.</i>	<i>It could happen.</i>
NO		<i>It might happen.</i>
<i>will not/won't happen</i>	<i>I don't think it will happen.</i>	<i>It's a possibility.</i>
<i>is/are not going to happen</i>	<i>It's unlikely to happen.</i>	
	<i>I don't see it happening.</i>	

**Task 6** Do you think these developments will take place in the next ten years? Give your own views using the expressions listed opposite.

- 1 Computers will replace teachers.
- 2 Computers will direct surgical operations.
- 3 Computers will replace bus drivers.
- 4 Money will be replaced by smart cards.
- 5 Television sets will also be computers.
- 6 Speech will be the main way of inputting data.
- 7 Computers will talk back to you.
- 8 Most shopping will be done using the Internet.
- 9 Videophones will replace existing phones.
- 10 Flat panel screens will replace monitors.

## Computing words and abbreviations

**Task 7** Put the words from the list into the correct box.

address	decode	ITML	binary	Delphi
control	execute	JavaScript	C++	hexadecimal
data	decimal	Visual Basic	Java	store

<b>Computer languages</b>	<b>Buses</b>	<b>Number systems</b>	<b>Machine cycle</b>

**Task 8** Study these terms and their meanings.

*an insect-sized robot* (a robot which is the size of an insect)

*computer-generated graphics* (graphics which are generated by a computer)

Write the meaning of each of these terms.

- 1 an ant-sized machine
- 2 a head-mounted display
- 3 computer-assisted instruction
- 4 an IT-based future
- 5 computer-aided design
- 6 computer-aided manufacturing
- 7 character-based operating system
- 8 write-protected disk

## Writing

**Task 9** 1 Describe some of the important developments in computing with the help of the information given in *Tuning-in*. Use the past passive in your description.

*Example*

*The transistor **was invented** in 1947.*

*The first generation of computers **were operated** by valves.*

2 Describe how developments in computing will affect homes in the future.

# 26 Issues in computing


## Tuning-in

**Task 1** Work in groups. Discuss how you can prevent these events.

- 1 Your files are accidentally destroyed.
- 2 Someone reads your private emails.
- 3 Someone copies software only you are authorized to use.

**Task 2** How many ways can you think of for protecting a computer from unauthorized use? Note down your ideas and compare your list with another student.

## Listening: Access systems

 **Task 3** Listen to this recording and make notes about each type of access system in the table.

Access system	Examples
What you have	_____
What you know	_____
Who you are	_____

## Reading: Viruses

**Task 4** Try to answer these questions in your group.

- 1 What is a computer virus?
- 2 How are viruses spread?
- 3 How can you deal with viruses?
- 4 Name any viruses you know.

**Task 5** Read this text to check your answers to Task 4. Then find the answers to these questions.

- 1 List three computer crimes.
- 2 What do you think these words in the passage mean?  
*flash* (line 10)  
*gobbledegook* (line 15)  
*dormant* (line 19)  
*eradicate* (line 31)
- 3 Why is it difficult to remove all viruses?
- 4 Complete this table.

Virus	Effect
Yankee Doodle	_____
Cascade	_____
Michelangelo	_____
Jerusalem B	_____

### Computer viruses

The Maltese Amoeba may sound like a cartoon character, but if it attacked your computer, you wouldn't be laughing. The Maltese Amoeba is a computer virus. It is a form of software which can 'infect' your system and destroy your data. Making computer viruses is only one type of computer crime. Others include hacking (changing data in a computer without permission) and pirating (illegally copying software programs).

Viruses are programs which are written deliberately to damage data. Viruses can hide themselves in a computer system. Some viruses are fairly harmless. They may flash a message on screen, such as 'Gotcha! Bet you don't know how I crept in'. The Yankee Doodle virus plays this American tune on the computer's small internal speaker every eight days at 5 p.m. Others have serious effects. They attach themselves to the operating system and can wipe out all your data or turn it into gobbledygook. When the Cascade virus attacks, all the letters in a file fall into a heap at the bottom of the screen. This looks spectacular but it's hard to see the funny side when it's your document.

Most viruses remain dormant until activated by something. For example, the Jerusalem B virus is activated every Friday the 13th and erases any file you try to load from your disk. The Michelangelo virus was programmed to become active on March 6th 1992, the 517th birthday of Michelangelo. It attacked computer systems throughout the world, turning data on hard disks into nonsense.

Viruses are most commonly passed via disks but they can also spread through bulletin boards, local area networks, and email attachments. The best form of treatment is prevention. Use an antivirus program to check a floppy before using it. Always download email attachments onto a floppy and check for viruses. If you do catch a virus, there are antivirus programs to hunt down and eradicate the virus. The problem is that around 150 new viruses appear every month and you must constantly update your antivirus package to deal with these new forms.

## Language work: Making guidelines and rules

Study these guidelines for preventing and treating viruses.

*Download email attachments onto a floppy.*

*Don't use a floppy without checking it.*

We can make them stronger by adding *always* and *never*.

*Always* download email attachments onto a floppy.

*Never* use a floppy without checking it.

We can make them into rules by using *must* and *mustn't*.

You **must** download attachments onto a floppy.

You **mustn't** use a floppy without checking it.

---

**Task 6** Rewrite this advice using *must* or *mustn't*.

- 1 Keep your network password secret.
- 2 Don't try to access other people's data.
- 3 Always make a backup copy of all your important files.
- 4 Never use commercial software without a licence.
- 5 Check your email regularly.
- 6 Never install software before it is virus-checked.
- 7 Don't re-use Web images from pages which have a copyright symbol.
- 8 Never change other people's data without permission.
- 9 Don't believe every email message that warns you about viruses.
- 10 Always virus-check an email attachment before opening it.

---

**Task 7** Write two rules about each of these topics.

- 1 passwords
- 2 floppy disk care
- 3 backups
- 4 working conditions
- 5 viruses
- 6 CD-ROM care

## Problem-solving

**Task 8** These headlines cover some of the ethical issues involved in computing. Work in pairs. Try to match the headlines to the first sentence of each story.

1 **NET BOMB BLAST INJURES BOYS**

2 Cyberspace faces crucial court test

3 **Police turning cybercop to net villains**

4 Fears that new virus causes Internet chaos

5 **CRIME AND PUNISHMENT**

a **The Internet may prove to be a superhighway to crime for technologically-minded villains, the** head of the National Criminal Intelligence Service has warned.  
*Scotsman 29/5/97*

b **An historic test case in a German court is to weigh the ethical and commercial question of who controls information on the Internet with the** American online services company CompuServe being accused of trafficking in pornography and neo-Nazi propaganda.  
*Guardian 18/4/97*

c **The Federation Against Software Theft (FAST) and the mid-Glamorgan Trading Standards office have employed forensic technology to nab a software pirate.**  
*PC Pro, July 1997*

d **Two 16-year-old Finnish schoolboys could face serious charges after a bomb they were making from** instructions found on the Internet blew up.  
*Guardian 27/5/97*

e **If you switch on your computer today and a sign appears saying 'You have GOT to read this' - do not** be tempted, because hidden in this email is a sinister new virus.  
*Scotsman 24/4/97*

## Writing

**Task 9** With the help of Task 2 and the recording, write guidelines and rules for protecting a computer from unauthorized use.

# 27 Careers in computing

## Tuning-in

**Task 1** Work in groups. List some of the jobs you know in computing. Compare your lists with other students in the class.

**Task 2** Which of the jobs listed would you like to make your career? Explain why to others in your group.

## Reading: Computing jobs

**Task 3** Work in groups of three, A, B, and C. Read these descriptions of jobs in computing and make notes about the main responsibilities.

**Group A** Read descriptions 1–2

**Group B** Read descriptions 3–4

**Group C** Read descriptions 5–6

*Example*

### Systems Analyst

Studies methods of working within an organization to decide how tasks can be done efficiently by computers. Makes a detailed analysis of the employer's requirements and work patterns to prepare a report on different options for using information technology. This may involve consideration of hardware as well as software. Either uses standard computer packages or writes a specification for programmers to adapt existing software or to prepare new software. May oversee the implementation and testing of a system and acts as a link between the user and the programmer.

Job	Main responsibilities
<i>Systems analyst</i>	<i>Studies employer's requirements and working patterns. Reports on different options. Writes specifications for programmers. Oversees implementation and testing.</i>

### 1 Software Engineer/Designer

Produces the programs which control the internal operations of computers. Converts the system analyst's specification to a logical series of steps. Translates these into the appropriate computer language. Often compiles programs from libraries or sub-programs, combining these to make up a complete systems program. Designs, tests, and improves programs for computer-aided design and manufacture, business applications, computer networks, and games.

- 2 Computer Salesperson**  
Advises potential customers about available hardware and sells equipment to suit individual requirements. Discusses computing needs with the client to ensure that a suitable system can be supplied. Organizes the sale and delivery and, if necessary, installation and testing. May arrange support or training, maintenance, and consultation. Must have sufficient technical knowledge.
- 3 Computer Systems Support Person**  
Systems support people are analyst programmers who are responsible for maintaining, updating, and modifying the software used by a company. Some specialize in software which handles the basic operation of the computers. This involves the use of machine codes and specialized low-level computer languages. Most handle applications software. May sort out problems encountered by users. Solving problems may involve amending an area of code in the software, retrieving files and data lost when a system crashes, and a basic knowledge of hardware.
- 4 Computer Systems Analyst Programmer**  
Creates the software programs used by computers. May specialize in the internal operating systems using low level computer language, or in applications programs. May specialize in one aspect of the work, e.g. programming, systems design, systems analysis, or cover them all. May support the system through advice and training, providing user manuals, and by helping users with any problems that arise.
- 5 Hardware Engineer**  
Researches, designs, and develops computers, or parts of computers and the computerised element of appliances, machines, and vehicles. Also involved in their manufacture, installation, and testing. May specialize in different areas: research and development, design, manufacturing. Has to be aware of cost, efficiency, safety, and environmental factors, as well as engineering aspects.
- 6 Network Support Person**  
Maintains the link between PCs and workstations connected in a network. Uses telecommunications, software, and electronic skills, and knowledge of the networking software to locate and correct faults. This may involve work with the controlling software, on the wiring, printed circuit boards, software or microchips on a file server, or on cables either within or outside the building.

---

**Task 4** Exchange information with other students in your group.



## Listening: Talking about work

### Task 5

Listen to this recording of five people employed in computing talking about their work. Try to match each extract to the correct job from this list.

- |                            |                        |                            |                            |
|----------------------------|------------------------|----------------------------|----------------------------|
| a <input type="checkbox"/> | Hardware Engineer      | e <input type="checkbox"/> | Systems Analyst Programmer |
| b <input type="checkbox"/> | Network Support Person | f <input type="checkbox"/> | Systems Support Person     |
| c <input type="checkbox"/> | Operator               | g <input type="checkbox"/> | Technical Sales Manager    |
| d <input type="checkbox"/> | Software Designer      |                            |                            |

### Language work: Job requirements

Study some of the requirements for the job of Computer Network Support Person.

#### Essential

- 1 Diploma in computing or telecommunications engineering
- 2 Good communication skills to discuss requirements with users
- 3 Deductive ability for analysing faults
- 4 Able to work quickly under pressure
- 5 Normal colour vision to follow colour-coding of wires

#### Desirable

- 6 Interest in technology to keep up with new developments
- 7 Physically fit for lifting, carrying, and bending

We can describe the essential requirements like this.

*They **must have** a diploma in computing or telecommunications engineering.*

*They **must have** normal colour vision.*

We can describe the desirable requirements like this.

*They **should have** an interest in technology.*

*They **should be** physically fit.*

### Task 6

Study these requirements for a Computer Technical Salesperson. Decide which are essential and which are desirable. Then describe each requirement using *must have/be* or *should have/be*.

- 1 a certificate or diploma in computing
- 2 experience in the computer industry
- 3 able to put technical ideas into everyday language
- 4 able to persuade and negotiate
- 5 a qualification in marketing
- 6 a thorough understanding of the product
- 7 a driving licence
- 8 a high level of communication skills
- 9 patient, persistent, and diplomatic
- 10 able to work away from home

## Problem-solving

**Task 7** Study this job advertisement. Which of the three candidates do you think is the best applicant?

### IT Support Officer

■ Educated to degree level, candidates should have at least two years' relevant experience.

■ We need a highly-motivated individual, able to support approximately 30 networked PCs. The role is very much 'hands-on', and so it is essential that you have a good understanding and experience of Microsoft

Office, Novell networks, E-mail systems, TCP/IP, hardware and virus-protection tools.

■ You should be able to communicate well with users and external contractors and to make a contribution to the training of all PC users.

■ The successful candidate must work well under pressure and as a team member.

Applicant 1

#### **BSc Computing Science. Graduated this year.**

- Knowledge of a variety of operating systems including Unix, Novell and Windows NT
- Experience in programming in C, C++, Pascal, Java, Delphi and Visual Basic
- Familiar with a wide variety of hardware and software packages
- Has taught a lot of fellow students how to use computers
- Highly motivated
- No work experience

Applicant 2

#### **Higher National Diploma in Information Technology**

- Trained in using network systems including Novell and Windows NT
- Experienced user of Microsoft Office programs and Internet systems
- Knowledge of setting up and troubleshooting most types of computers and peripherals
- Gets on well with others and can work as part of a team
- Keen to gain experience and develop a career in computing
- Two years' part-time summer experience working in a computer repair workshop

Applicant 3

#### **Higher National Certificate in Computing**

- Employed for 3 years in a computing sales team advising customers on purchase requirements and helping them troubleshoot problems with installed systems
- Trained in using Unix and Novell network systems and a wide variety of hardware
- Experienced in many PC packages including most Microsoft products
- Good communicator, experienced in dealing with the public and working as part of a team
- Highly motivated

## Writing

**Task 8** Your teacher will give you an example of a CV. Write your own CV on the same model. If you are still a student, you may invent work experience for the purpose of this task.

# 28

## Interview: Systems Manager

### Tuning-in

#### Task 1

Study the job advertisement below and decide whether the statements (1–7) are true or false.

The successful applicant:

- |  |                    |
|--|--------------------|
| 1 will develop new systems him/herself           | 5 must know VB     |
| 2 must have at least five years' work experience | 6 must know SQL    |
| 3 must have worked in a company                  | 7 will work alone. |
| 4 must be a good communicator                    |                    |

#### Systems Manager

**Working closely with in-house users, you will be responsible for commissioning new systems and for maintaining and enhancing existing systems for a major retail company. You will be part of the management team.**

- You will have a minimum of five years' experience in software development in a business environment.
- You should have a good knowledge of VB and Access and have experience of Novell networks. Experience with Oracle and SQL would also be an advantage.
- Good communication skills are essential and the ability to work as part of a team.

**To find out more, email your CV to: [steve.bell@pathfinder.com.uk](mailto:steve.bell@pathfinder.com.uk)**

### Listening

#### Task 2

Bill is a Systems Manager with Britain's largest brewer. Listen to Part 1 of the interview and find the answers to these questions.

- 1 Which division of the company does Bill work for?
- 2 List his responsibilities.
- 3 Complete the missing steps in this procedure:

a Fault reported	f _____
b _____	g Activity recorded
c Fault investigated and fixed	h _____
d _____	i New parts ordered
e Details downloaded to a PC	
- 4 Why does the company buy in systems?
- 5 What does Bill look for when buying a new system?



**Task 3** Listen to Part 2 and find the answers to these questions.

- 1 How many systems are there in the Beer Division?
- 2 What problem is there because old and new systems are running together?
- 3 List three ways in which the systems are protected.
- 4 What development is making a difference to the company?
- 5 What is Bill's view on the chance of a paper-free office in the future?

## Language work: Revision

**Task 4** Put the verbs in brackets into the correct tense.

- 1 Bill \_\_\_\_\_ (work) for the company for the last twenty-five years.
- 2 He \_\_\_\_\_ (graduate) in business studies and \_\_\_\_\_ (take) a job in London.
- 3 He \_\_\_\_\_ (train) as a systems analyst while he \_\_\_\_\_ (work) in London.
- 4 Now he \_\_\_\_\_ (look after) all the systems used by the Technical Services Division.
- 5 At the moment he \_\_\_\_\_ (develop) a system for handling repairs.
- 6 When something \_\_\_\_\_ (go) wrong in a pub, a service engineer \_\_\_\_\_ (send) to fix it.
- 7 Details of every repair \_\_\_\_\_ (download) to the company's mainframe each night.
- 8 No changes can \_\_\_\_\_ (make) until the system \_\_\_\_\_ (test).
- 9 Bill thinks that communications \_\_\_\_\_ (get) faster and faster in the future.
- 10 He thinks that a paper-free office \_\_\_\_\_ (not happen).

**Task 5** Fill in the gaps with the correct form of an appropriate verb from this list.

may    might    must    should    will

- 1 Technicians \_\_\_\_\_ have normal colour vision to follow colour-coding of wires.
- 2 You \_\_\_\_\_ try to remove a floppy disk when the drive is running.
- 3 Biological computers \_\_\_\_\_ replace electronic computers in the future.
- 4 You \_\_\_\_\_ update your webpage regularly.
- 5 You \_\_\_\_\_ have pages with dead-ends on your website.
- 6 You \_\_\_\_\_ know your password to gain access to the network.
- 7 Computers \_\_\_\_\_ get cheaper and more powerful.
- 8 You \_\_\_\_\_ back up your files regularly.

## Speaking

### Task 6

Work in pairs, A and B. Your partner has one of the computing jobs listed in Unit 27. Find out about his/her occupation by asking questions like these.

*Where do you work? How long have you been working there?  
What do you do? What qualifications do you have?*

Try to identify his/her occupation when you have asked these questions.


**Student A** Your job description is on page 118.

**Student B** Your job description is on page 119.

## Problem-solving

### Task 7

Study this diagram which shows some of the staff in a large data processing department. Use the information to complete the gaps in this text.



When a user wants a batch job to be processed by the data processing department, they take their work to the <sup>1</sup> \_\_\_\_\_ who are supervised by the <sup>2</sup> \_\_\_\_\_. When the job has been organized, it is passed on to the data preparation section which is supervised by the <sup>3</sup> \_\_\_\_\_. Here the work is put onto disk by the <sup>4</sup> \_\_\_\_\_. The data is then ready to be processed by the computer. The computer is operated by the <sup>5</sup> \_\_\_\_\_ who are supervised by the <sup>6</sup> \_\_\_\_\_. The computer operators get any storage disks to be loaded into the computer from the <sup>7</sup> \_\_\_\_\_ who looks after the <sup>8</sup> \_\_\_\_\_. When the work has been processed, the output is collected by a <sup>9</sup> \_\_\_\_\_ who returns it to the <sup>10</sup> \_\_\_\_\_.

## Computing words

### Task 8a

Match words from columns A and B to make common computing terms.

A

hardware  
systems  
file  
swipe  
voice  
computer  
bulletin  
electronic

B

card  
board  
recognition  
wallet  
crime  
engineer  
server  
analyst

### Task 8b

Which words in column B are commonly found with the verbs in column A?

A

analyse  
browse  
debug  
delete  
edit  
install  
open  
run  
save  
select

B

data  
databases  
documents  
files  
folders  
hardware  
folders  
needs  
options  
programs  
requirements  
software  
texts  
webpages  
websites

# Student A Pair work

## Unit 4

### Task 10

- 1 ehg@ed.ac.uk
- 2 http://www.cltr.uq.oz.au
- 3 agoralang.com/agora/agoranews\_current.html
- 4 http://www.ncl.ac.uk/~njw5
- 5 elvis@aol.com

## Unit 7

### Task 5

Screen size	21 inches
Aperture grill pitch	0.28 mm
Maximum resolution	1600×1200
Refresh rate	80 Hz
Price	£448

## Unit 8

### Task 11

Storage device	Capacity
Double density floppy	720 Kb
High density floppy	1.44Mb
Hard disk	6Gb
CD-ROM	
Large hard disk	
Tape	

## Unit 12


### Task 10

- 1 Make your letters big
- 2 Use simple shapes
- 3 Use block printing

EWING
57320
KENT

## Unit 16

### Task 11



## Unit 20

### Task 10

Program A

```
10// Logic error 1
20 FOR times: = 2 to 10
30 IF times = 1 THEN PRINT
  "HELLO"
40 NEXT times
50 END
```

## Unit 22

### Task 12

Change 1011 binary to decimal.

Step 1

place values	8	4	2	1
binary	1	0	1	1

Step 2

$$(1 \times 8) + (0 \times 4) + (1 \times 2) + (1 \times 1) = 11$$

Start like this: Write down the place values: 8, 4, 2 and 1. These are powers of 2.

## Unit 24

### Task 12

Biometrics – eye scanning

- 1 Person arrives at airport scanner
- 2 Person looks through eyepiece
- 3 Laser scans eye and records microscopic details
- 4 Computer translates data into unique barcode
- 5 Computer checks digital image against central database
- 6 Person's identity confirmed

## Unit 28

### Task 6

Systems Analyst

You work in a large hospital. You collect and analyse information about hospital procedures. You get the information by talking to the doctors, nurses, and administrators in the hospital. You identify tasks that computers can do so that time and money can be saved. Then you design a system to perform these tasks.

You've been working in this job for five years. You've also worked for a software company. You have a degree in business studies but you later trained as a systems analyst.

# Student B Pair work

## Unit 4

- Task 10**
- 1 jtp@gl.ac.uk
  - 2 <http://calico.org/>
  - 3 <http://info.ox.ac.uk>
  - 4 <http://www.dart.edu/~hr/lrc/>
  - 5 bluff.t@ozemail.com.au

## Unit 7

- Task 5**
- |                      |           |
|----------------------|-----------|
| Screen size          | 17 inches |
| Aperture grill pitch | 0.26 mm   |
| Maximum resolution   | 1280×1024 |
| Refresh rate         | 75 Hz     |
| Price                | £319      |

## Unit 8

- Task 11**
- | Storage device        | Capacity |
|-----------------------|----------|
| Double density floppy |          |
| High density floppy   |          |
| Hard disk             |          |
| CD-ROM                | 650Mb    |
| Large hard disk       | 18Gb     |
| Tape                  | 8Gb      |

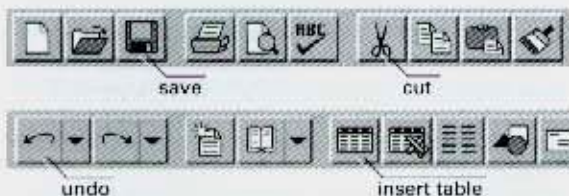
## Unit 12

- Task 10**
- 4 Connect lines
  - 5 Close loops
  - 6 Do not link characters

5BE4
9068
LOOP

## Unit 16

**Task 11**



## Unit 20

- Task 10** Program B
- ```
10// Logic error 2
20 total: = 0
30 REPEAT
40 total: = total + 1
50 UNTIL total = 0
60 END
```

## Unit 22

- Task 12** Change 27 decimal to binary.
- 2/27  
2/13 R1  
2/6 R1  
2/3 R0  
1 R1
- Binary = 11011

Start like this: *Divide the number by two and write down the remainder (R).*

## Unit 24

- Task 12** Biometrics – hand scanning
- 1 Person arrives at airport scanner
  - 2 Person inserts credit card into console
  - 3 Person inserts hand to be scanned
  - 4 Computer checks handprint against central database
  - 5 Computer checks handprint matches credit card details
  - 6 Person's identity confirmed

## Unit 28

- Task 6** Computer Services  
Engineering Technician
- You work for a computer service firm. You repair computers and other devices such as printers. You also upgrade computers. People phone in when they have a problem and you go to their company, find out what is wrong, and repair the fault.

This is your first job. You've been working for the firm for two years. You have a diploma in Computer Systems Engineering.



# Glossary

## of computing terms and abbreviations

### A

- active badge** /ˌæktɪv ˈbædʒ/ *n* C [26] a smartcard device worn by the user
- Active Server page** /ˌæktɪv ˈsɑːvə ˈpeɪdʒ/ *n* C [20] a type of webpage that contains a script that is processed on a web server
- active window** /ˌæktɪv ˈwɪndəʊ/ *n* C [9] the window in a WIMP system that is currently being used. It is usually on top of any other open windows.
- add-on** /ˌæd ˈɒn/ *n* C [15] a small program that can be attached to a browser program to give the browser extra functions
- address box** /əˈdres ˈbɒks/ *n* C [14] the area in a web browser program where the web address is displayed
- address bus** /əˈdres ˈbʌs/ *n* C [22] the set of conductors that carry the memory address signals between different parts of a computer system
- ALU** /ˌeɪ ˈel ˈjuː/ *n* C [22] abbreviation for arithmetic and logic unit
- amend** /əˈmend/ *v* [27] to make corrections
- analogue signal** /ˌænəlɒɡ ˈsɪɡnəl/ *n* C [12] a type of signal that can take any value between a maximum and a minimum
- analogue-to-digital converter** /ˌænəlɒɡ tə ˈdɪdʒɪtəl kənˈvɜːtə(r)/ *n* C [6] a device for changing analogue signals into digital signals
- animation** /ˌæniˈmeɪʃn/ *n* C [2, 15] drawings that have moving images
- anti-virus program** /ˌænti ˈvaɪrəs ˈprɒɡræm/ *n* C [26] a set of programs used to detect, identify, and remove viruses from a system
- aperture grill pitch** /ˌæpəʊʁə ˈɡrɪl ˈpɪtʃ/ *n* C [7] the distance between the holes or slots in the filter screen inside a monitor
- Apple Macintosh** /ˌæpl ˈmækɪntɒʃ/ *n* C [25] a type of personal computer manufactured by Apple Computer Incorporated
- application** /ˌæplɪˈkeɪʃn/ *n* C [10] See **applications program**.
- applications (program or software)** /ˌæplɪˈkeɪʃnz/ *n* C, U [27] a computer program or programs designed to be used for a particular purpose
- arithmetic and logic unit** /əˈrɪθmətɪk and ˈlɒdʒɪk ˈjuːnɪt/ *n* C [22] the part of the CPU that performs the mathematical and logical operations
- arrow keys** /ˈærəʊ ˈkiːz/ *n* Pl [4] the set of four keys on a keyboard used for moving the cursor around the screen
- assembly language** /əˈsembli ˈlæŋɡwɪdʒ/ *n* C [21] a low-level computer language that uses mnemonics rather than only numbers, making it easier than machine code for humans to read and write

### B

- back up** /ˌbæk ˈʌp/ *v* [8] to store a copy of data on a storage device to keep it safe
- backup** /ˈbækʌp/ *n* C [8] the process of storing a copy of data on a storage device to keep it safe
- backup device** /ˈbækʌp dɪˈvaɪs/ *n* C [11] a storage device used for copying files to a storage medium to keep them safe
- barcode** /ˈbɑːkəʊd/ *n*, *v* C [1] a sequence of vertical parallel lines used to give items a unique identification number / to mark with a barcode
- barcode label** /ˈbɑːkəʊd ˈleɪbəl/ *n* C [1] a label that is used to attach a barcode to an item
- barcode reader** /ˈbɑːkəʊd ˈriːdə(r)/ *n* C [1] an optical input device that uses the reflection of a light beam to read barcode labels
- batch job** /ˈbætʃ ˈdʒɒb/ *n* C [28] sets of data to be processed together by a mainframe computer
- bidirectional** /ˌbaɪdɪ- ˈbaɪdɪ- ˈrekʃənəl/ *adj* [22] designed to carry signals in either direction
- binary** /ˈbɪnəri/ *adj* [6, 22] belonging to the number system that has only two digits, i.e. 1 and 0
- bit** /bɪt/ *n* C [8] a small unit of storage capacity / one of the eight binary digits that make up a byte. The term comes from an abbreviation of binary digit.
- bookmark** /ˈbɒkmɑːk/ *n*, *v* C [15] a web address stored in a browser program to allow a webpage to be found easily / to store a web address in a browser program to allow a webpage to be found easily
- branch** /brʌntʃ/ *n* C [19] a point in a program or flowchart where there are two possible paths
- browser** /ˈbraʊzə(r)/ *n* C [14] a program used for displaying webpages
- bulletin board** /ˈbʊlətɪn ˈbɔːd/ *n* C [26] a kind of electronic noticeboard system that enables users to display messages for other users to read
- bus** /bʌs/ *n* C [22] the set of conductors that carry the signals between different parts of a computer
- bus topology** /ˌbʌs təˈpɒlədʒi/ *n* C [11] a physical layout of a network where all the computers are attached to one main cable that is terminated at both ends
- byte** /baɪt/ *n* C [3] a unit of capacity. A byte is made up of eight bits and stores one character, i.e. a letter, a number, a space or a punctuation mark.

### C

- cache memory** /ˈkæʃ ˈmeməri/ *n* U [3] high speed memory used to speed up a computer
- CCD** /ˌsiː ˈsiː ˈdiː/ *n* C [6] abbreviation for charge-coupled device
- CD-ROM (disk)** /ˌsiː diː ˈrɒm/ *n* C [2, 8] abbreviation for compact disk read-only memory. A read-only

storage device in the form of a disk that is read using laser light.

**CD-ROM drive** /si: di: 'rɒm ,draɪv/ *n* C [2, 8] a

storage device for reading CD-ROM disks

**cell** /sel/ *n* C [17] the rectangular box formed where a row and a column meet in a spreadsheet

**central processing unit** /,sentrəl 'prəʊsesɪŋ

'ju:nɪt/ *n* C [22] the electronic processor at the centre of a computer. It is sometimes used to refer to the combination of the processor and the main memory.

**charge-coupled device** /'tʃɑ:ʒ ,kʌpld di,vays/ *n* C [6] an electronic semiconductor camera device

**checkbox** /'tʃekbɒks/ *n* C [9] a dialog box component in the form of a small square box used to indicate one of two alternative states, e.g. true or false. When the user clicks the box with a mouse, a cross appears in the box. Clicking again clears the box.

**chip** /tʃɪp/ *n* C [3] common name for a microchip

**click** /kɪk/ *v* [3, 9] to press and release a button on a mouse

**client** /'klaɪənt/ *n* C [11] a network computer used for accessing a service on a server

**clock chip** /'klɒk ,tʃɪp/ *n* C [22] the electronic device in a computer that controls the timing of the signals

**clock line** /'klɒk ,laɪn/ *n* C [22] the conductor that carries the clock signal to different parts of the computer

**coax(ial) cable** /'kəʊæks, kəʊ'æksɪəl ,keɪbl/ *n* C [12] a type of shielded cable for carrying signals. It is often used with radio frequency and video signals.

**code** /kəʊd/ *n, v* U [19, 20] a program written in a computer language / to write a program using a computer language

**COM port** /'kɒm ,pɔ:t/ *n* C [3] another name for a serial port (from an abbreviation for communications)

**command button** /kə'mɑ:nd ,bʌtn/ *n* C [14] a dialog box component that takes the form of a rectangular icon that causes a program command to be carried out when clicked with a mouse

**communications link** /kə'mju:nɪ'keɪʃnz ,lɪŋk/ *n* C [12] a connection between two points for transmitting and receiving signals

**compilation error** /,kɒmpɪ'leɪʃn ,erə(r)/ *n* C [20] a programming error that prevents a program from being converted into machine code by a compiler

**compile** /kəm'paɪl/ *v* [27] to convert a program written in a high-level language into machine code using a compiler

**compiler** /kəm'paɪlə(r)/ *n* C [19] a program that converts the whole of a program into machine code before the program is used

**computer aided design** /kəm'pjʊ:tə ,eɪdɪd dɪ'zaɪn/ *n* C [27] the process of designing using a computer program

**computing** /kəm'pjʊ:tɪŋ/ *n* U [5] the theory and practice of computers

**control bus** /kən'trəʊl ,bʌs/ *n* C [22] the set of conductors that carry the control signals between the control unit and other parts of a computer

**control unit** /kən'trəʊl ,ju:nɪt/ *n* C [22] the part of the CPU that generates the signals that control the computer programs and hardware

**copyholder** /'kɒpi,həʊldə(r)/ *n* C [7] a mechanical device for holding a piece of paper when it is being read

**CPU** /,si: pi: 'ju: / *n* C [22] abbreviation for central processing unit

**crash** /kræʃ/ *n, v* C [8] a sudden and complete failure / to fail suddenly and completely

**Cray** /kreɪ/ *n* C [25] a well-known make of very powerful supercomputer

**CU** /,si: 'ju: / *n* C [22] abbreviation for control unit

**cursor** /'kɜ:sə(r)/ *n* C [4, 9] the symbol on the monitor screen that indicates the point on the screen that is being used

**cursor keys** /'kɜ:sə ,ki:z/ *n* Pl [4] See **arrow keys**.

## D

**data** /'deɪtə/ *n* U [4] the information processed by a computer

**data bus** /'deɪtə ,bʌs/ *n* C [22] the set of conductors that carry the data signals between different parts of a computer

**data processing department** /'deɪtə 'prəʊsesɪŋ dɪ'pɑ:tmənt/ *n* C [28] a department of computing professionals where data is processed in batches on a mainframe computer

**database** /'deɪtəbeɪs/ *n* C [5, 17] a type of application program used for storing information so that it can be easily searched and sorted

**dataglove** /deɪtə'gləʊv/ *n* C [22] an input device worn on the hand in a virtual reality system

**debug** /,di:'bʌg/ *v* [19] to find and fix the faults in a program or system

**decimal** /'desɪml/ *adj* [22] belonging to the number system that has ten digits: 0, 1, 2, 3, 4, 5, 6, 7, 8, 9

**decode** /,di:'kəʊd/ *v* [22] to decide what a program instruction means

**desktop (computer)** /'desk'tɒp (kəm'pjʊ:tə) / *n* C [2] a personal computer designed to sit on an office desk

**desktop publishing package** /'desk'tɒp 'pʌblɪʃɪŋ ,pækɪdʒ/ *n* C [16] an application program that is used for creating and editing the text and layout of pages to be published

**dialog box** /'daɪəlɒŋ ,bɒks/ *n* C [9] a window in a WIMP system that is used to provide information or obtain information from the user

**digital camera** /,dɪdʒɪtl 'kæmərə/ *n* C [6] an input device for taking pictures that has an electronic lens and uses electronics for storing the images rather than chemical film

**digital signal** /,dɪdʒɪtl 'sɪɡnl/ *n* C [12] a signal that can only have one of two values representing on or off

**direct neural interface** /,daɪrekt, dɪ'rekt ,njʊərəl 'ɪntəfeɪs/ *n* C [23] a device that enables electronic signals to be input to and output from the human brain

**disk** /dɪsk/ *n* C [1, 8] a flat circular storage device

**disk drive** /'dɪsk ,draɪv/ *n* C [3, 8] a storage device for reading from and writing to disks

**distributed computing** /dɪ'strɪbjʊtɪd kəm'pjʊ:tɪŋ/ *n* U [25] a network system that uses different servers throughout the network rather than a single server at the centre of the network

**DNI** /ˌdi: en 'aɪ n C [23] an abbreviation for direct neural interface

**dot pitch** /ˌdɒt 'pi:tʃ/ n C [7] the distance between the dots on a monitor screen

**dot-matrix printer** /ˌdɒt 'meɪtriks ˌprɪntə(r)/ n C [7] a printer that prints by hammering pins onto an inked ribbon

**double density floppy (disk)** /ˌdʌbl ˌdensəti 'flopi/ n C [8] a removable magnetic storage device in the form of a plastic disk that can hold about 712 kilobytes of data

**download** /ˌdaʊnləʊd/ v [6,14] to copy a file from a server to a client computer in a network

**drag** /dræg/ v [18] to move an object across the display screen by moving a mouse while holding down the mouse button

**drop-down list box** /ˌdrɒpdəʊn 'lɪst ˌbɒks/ n C [9] a dialog box component that opens a list of items when the user clicks on the arrowhead at the end

**drop-down menu** /ˌdrɒpdəʊn 'menju:/ n C [16] a list of options that opens downwards and stays open when clicked with a mouse

**dry run** /ˌdraɪ 'rʌn/ n C [19] a test of a program by checking through it on paper before running it on a computer

## E

**E-time** /'i:təɪm/ n C [22] a common name for the execution time

**earth satellite station** /ˌɜ:θ 'sætəlaɪt ˌsteɪʃn/ n C [12] an installation on Earth used for sending and receiving signals to and from a satellite

**earth-satellite transmission** /ˌɜ:θ ˌsætəlaɪt trænsmɪʃn/ n C [12] the process of sending a signal to, or receiving a signal from, a satellite orbiting the Earth

**edit** /'edit/ v [16] to make changes to

**editing keys** /'editɪŋ ˌki:z/ n Pl [4] the set of keys on a PC keyboard to the right of the main keyboard that is used for moving around the screen and making changes to a document

**electronic wallet** /ˌelɛktrɒnɪk 'wɒlɪt/ n C [24] a smartcard used for storing money downloaded from a computer bank account

**email** /'i:meɪl/ n, v U [1,4,13] the common name for electronic mail, i.e. messages sent electronically using a computer / to send an email message

**email address** /'i:meɪl əˌdres/ n C [4,6,13] the unique address code used to contact someone using electronic mail

**email attachment** /'i:meɪl əˌtæʃmənt/ n C [13] a file that is attached to an email message

**embed** /em 'bed/ v [21] to insert an object inside another object

**encode** /enj 'kəʊd/ v [23] to write information in a coded form

**execute** /'eksɪkjʊ:t/ v [22] to perform a computer operation by processing a program instruction

**execution time** /'eksɪ'kju:ʃn ˌtəɪm/ n C [22] the time taken to execute a program instruction and store the result in memory

**expansion card** /ɪk'spænjən ˌkɑ:d/ n C [3] an electronic circuit board used for adding facilities to a computer

**expansion slot** /ɪk'spænjən ˌslɒt/ n C [3] a long thin connector that is used for adding additional electronics in the form of expansion cards

**export** /ek'spɔ:t/ v [6] to bring data out of a program in a form suitable for use by another program

**extended keyboard** /ɪk'stendɪd ˌki:bɔ:d/ n C [4] the common arrangement of keys on a PC keyboard with editing keys and a numeric keypad to the right of the main keyboard

## F

**Far End** /'fɑ:r ˌend/ n C [12] the equipment at the remote end of a video conferencing system

**fetch** /feʃ/ v [22] to go and get the next instruction or piece of data from memory

**fibre-optic(s) cable** /ˌfaɪbər ˌɒptɪk(s) ˌkeɪbl/ n C [12] a cable made from strands of glass that is used for carrying information signals on a beam of light

**field** /fi:ld/ n C [17] a section of a database where an item of data is stored

**file** /faɪl/ n C [8] a computer program or data stored on a storage device

**file server** /ˌfaɪl ˌsɜ:və(r)/ n C [27] a main computer that provides a data file store on a network

**flicker-free** /'flɪkəfri:/ adj [7] having no variation in the brightness of the display of a monitor screen

**floppy (disk)** /'flopi/ n C [3,8] a magnetic storage device in the form of a small plastic disk (also known as a diskette)

**floppy (disk) drive** /'flopi ˌdraɪv/ n C [3,8] a common magnetic storage device that reads and writes data on a floppy disk

**flowchart** /'fləʊtʃɑ:t/ n C [7] a kind of diagram used by programmers to show the logical steps in a program

**folder** /'fəʊldə(r)/ n C [9] a way of grouping filenames so that the files can be easily located on a storage device. A folder is sometimes called a directory.

**font** /fɒnt/ n C [16] a set of text characters of a particular design

**format (1)** /'fɔ:mæt/ n, v C [16] the design and appearance of text in a document / to design the look of text in a document

**format (2)** /'fɔ:mæt/ n, v C [19] the arrangement of storage areas on a storage medium / to create storage areas on a storage medium

**formatting toolbar** /'fɔ:mætɪŋ ˌtu:lba:(r)/ n C [16] a row of icons in a program that are used to change the appearance of the text in some way when clicked with a mouse

**freeze** /fri:z/ v [10] suddenly to stop responding. It is usually used in reference to a screen display.

**function keys** /'fʌŋkʃn ˌki:z/ n Pl [4] keyboard keys that are normally programmed to perform different functions by each program or by the user

## G

**Gb** /'gɪgəbaɪt/ n C [3,8] abbreviation for a gigabyte

**general purpose package** /ˌdʒenrəl ˌps:pəs ˌpækɪdʒ/ n C [16] an application program that can be used in a variety of ways

**giga** /'gɪgə/ prefix [8] the prefix used for 10<sup>9</sup> in decimal or 2<sup>30</sup> in binary

**gigabyte** /'gɪɡəbaɪt/ *n* C [3] a capacity of  $2^{30}$  bytes, i.e. 1024 megabytes

**grandfather, father, son method, (the)** /,grændfɑ:ðə 'fɑ:ðə 'sʌn 'meθəd/ *n* U [14] a system for backing up files that uses three sets of backup media that are used in rotation

**graphic** /'græfɪk/ *n* C [1,18] a picture, drawing, animation or other type of image

**graphical user interface** /'græfɪkl 'ju:zə 'ɪntəfeɪs/ *n* C [9] part of an operating system that allows the user to interact with a computer using images and a cursor

**graphics card** /'græfɪks 'kɑ:d/ *n* C [3] an expansion board containing electronics for controlling the computer output to a monitor

**graphics package** /'græfɪks 'pækɪdʒ/ *n* C [14] a type of applications program that is used for creating and editing images and drawings

**graphics tablet** /'græfɪks 'teɪblət/ *n* C [6] a graphical input device that tracks the movement of a stylus across a flat surface

**GUI** /'ɡu:ɪ/ *n* C [9] abbreviation for graphical user interface

## H

**hacking** /'hækɪŋ/ *n* U [26] the practice of breaking into computer systems and changing data without permission

**handheld** /'hændheld/ *n* C [2] a small portable computer that can be held in one hand. See **palmtop**.

**hang** /hæŋ/ *v* [10] suddenly and unexpectedly to stop processing during the execution of a program

**hard (disk) (drive)** /'hɑ:d 'draɪv/ *n* C [3,8] a common magnetic storage device that reads and writes data on metal disks inside a sealed case

**hardware** /'hɑ:dweə(r)/ *n* U [2] the physical components of a computer system

**high density floppy (disk)** /'haɪ densəti 'flɒpi/ *n* C [8] a removable magnetic storage device in the form of a plastic disk that can hold about 1.4 megabytes of data, i.e. twice as much as a double density floppy disk

**high-level language** /'haɪ 'levl 'læŋgwɪdʒ/ *n* C [19] a programming language closer to human language than low-level computer languages such as machine code or assembly language

**home page** /'həʊm 'peɪdʒ/ *n* C [15] the starting page on a website

**HTML** /'eɪ[li:em 'eɪ/ *n* U [20,21] abbreviation for hypertext markup language / a computer language that uses a system of tags for creating web pages

**hub** /hʌb/ *n* C [11] an electronic device at the centre of a star network topology

**Hz** /hɜ:ts/ *n* C [7] abbreviation for hertz / the basic unit of frequency equal to one cycle per second

## I

**I-time** /'aɪtəɪm/ *n* C [22] a common name for the instruction time

**I.T.** /'aɪ 'ti:/ *n* U [5] abbreviation for information technology

**IBM** /'aɪbi:'em/ *n* U [25] abbreviation for the computer company called International Business Machines Corporation

**icon** /'aɪkɒn/ *n* C [9] a small picture used in a WIMP system to represent a program, folder or file

**information technology** /ɪnfə'meɪʃn tek'nɒlədʒi/ *n* U [5] the study and practice of techniques or use of equipment for dealing with information

**inkjet printer** /'ɪŋkɟet ,prɪntə(r)/ *n* C [7] a printer that prints by spraying ink onto paper

**input** /'ɪnpʊt/ *n, v* C [4,6] data put into a system / to put data into a system

**input device** /'ɪnpʊt dɪ'vaɪs/ *n* C [6] a piece of equipment used for entering data or controlling a computer

**insertion point** /ɪn'sɜ:ʃn ,pɔɪnt/ *n* C [16] the position where something is put into a file

**instruction** /ɪn'strʌkʃn/ *n* C [22] one line of a computer program

**instruction time** /ɪn'strʌkʃn ,təɪm/ *n* C [22] the time taken to fetch and decode a program instruction

**interface** /'ɪntəfeɪs/ *n, v* C [9] the connection between two different systems / to provide a connection between two different systems

**Internet service provider** /,ɪntənət 'sɜ:vɪs prə'vaɪdə(r)/ *n* C [13] an organization that provides Internet connections for a fee

**Internet, (the)** /'ɪntənət/ *n* U [1,13,14] the connection of computer networks across the world

**interpreter** /ɪn'tɜ:pɪtə(r)/ *n* C [19] a program that converts other programs into machine code line by line as the programs are being used

**interrupt** /'ɪntərəpt/ *n* C [22] a signal that causes the processor to stop what it is doing temporarily so that it can process something that is more urgent

**ISP** /'aɪes'pi:/ *n* C [13] abbreviation for Internet service provider

## J

**jam** /dʒæm/ *v* [10] to get stuck in one position

**joystick** /'dʒɔɪstɪk/ *n* C [6] a cursor control input device with an upright arm. It is commonly used for controlling fast moving objects in computer games.

**justify** /'dʒʌsɪfaɪ/ *v* [16] to insert spaces so that lines of a text are aligned on both the left and right sides at the same time

## K

**Kb** /'kɪləbaɪt/ *n* C [3] abbreviation for a kilobyte

**keyboard** /'ki:bɔ:d/ *n* C [3,4] the main electronic input device that has keys arranged in a similar layout to a typewriter

**keypad** /'ki:pæd/ *n* C [4] a small keyboard with a few keys used for a special purpose

**kilo** /'ki:ləʊ/ *prefix* [3] the prefix used for  $10^3$  in decimal or  $2^{10}$  in binary

**kilobyte** /'kɪləbaɪt/ *n* C [3] a capacity of  $2^{10}$  bytes, i.e. 1024 bytes

**L**

- LAN** /læn/ *n* C [11] acronym for local area network
- laptop (computer)** /læptɒp/ *n* C [2] the largest type of portable computer
- laser** /'leɪzə(r)/ *n* C [1] high frequency light used in optical devices
- laser printer** /'leɪzə ,prɪntə(r)/ *n* C [7] a printer that prints using toner powder and laser light on a photosensitive drum
- LCD** /,elsi:'di:/ *n* C [16] abbreviation for liquid crystal display / an electronic display device that uses liquid crystal cells to control the reflection of light
- library** /'laɪbrəri/ *n* C [20] a set of programmed functions that are made available for use by any program
- lightpen** /'laɪtpen/ *n* C [16] a pen-shaped input device used for drawing on a display screen. It detects light on the screen.
- linking error** /'lɪŋkɪŋ ,erə(r)/ *n* C [20] a programming mistake caused by trying to use a function from a program library that is not available
- local area network** /'ləʊkəl ,eəriə 'netwɜ:k/ *n* C [11] computers connected together over a small distance
- log** /lɒg/ *v* [28] to record the time that an event happened
- logic error** /'lɒdʒɪk ,erə(r)/ *n* C [19] a programming mistake caused by the use of a sequence of instructions that are not logical
- loop** /lu:p/ *n* C [20] a part of a program that is repeated until a set condition occurs
- loudspeaker** /'laʊd 'spi:kə(r)/ *n* C [3] a sound output device
- low-level language** /'ləʊ ,levl 'læŋgwɪdʒ/ *n* C [21] a computer language such as machine code or assembly language that is closer to the form that a computer understands than to that of a human language

**M**

- machine code** /mə'ʃi:n ,kəʊd/ *n* C [21] a computer language that consists entirely of a combination of 1s and 0s
- machine cycle** /mə'ʃi:n ,saɪkl/ *n* C [22] the complete processes performed by the CPU of fetching, decoding, executing, and storing the result of a program instruction
- magnetic tape** /mæɡ'netɪk 'teɪp/ *n* C [8] a magnetic storage medium in the form of a thin plastic ribbon wound on a reel or a cassette. It is commonly used for backing up data.
- magneto-optical disk** /mæɡ'netəʊ ,ɒptɪkl 'dɪsk/ *n* C [8] a storage device that uses a combination of magnetism and laser light to store data
- main memory** /'meɪn 'meməri/ *n* U [22] the electronic memory that holds the programs and data being used
- mainframe (computer)** /'meɪnfreɪm/ *n* C [2] the largest and most powerful type of computer. It is operated by a team of professionals.
- Mb** /'megəbaɪt/ *n* C [3] abbreviation for a megabyte
- Medicaid** /'medɪkə:d/ *n* C [23] a smartcard that stores medical information
- mega** /'megə/ *prefix* [3] the prefix used for 10<sup>6</sup> in decimal or 2<sup>20</sup> in binary
- megabyte** /'megəbaɪt/ *n* C [3] a unit of capacity equal to 2<sup>20</sup> bytes, i.e. 1024 kilobytes
- megahertz** /'megəhɜ:ts/ *n* C [3] a unit of frequency equal to 1 million cycles per second
- megawatt** /'megəwɒt/ *n* C [25] a unit of power equal to 1 million watts
- memory (store)** /'meməri/ *n* U [3] the part of a computer system that is used for storing programs and data
- memory address** /'meməri ə,dres/ *n* C [22] a code indicating the location of a unit of memory
- memory chip** /'meməri ,tʃɪp/ *n* C [3] an electronic integrated circuit that is used for storing programs and data while they are being used by a computer
- memory slot** /'meməri ,slɒt/ *n* C [3] a connector on the motherboard of a computer that enables extra memory chips attached to a small memory board to be added
- menu** /'menju:/ *n* C [3, 6, 9] a list of options displayed on a computer screen
- menu bar** /'menju: ,bɑ:(r)/ *n* C [14] a row of icons on a display screen that open up menus when selected
- mesh topology** /'meʃ tə,pɒlədʒi/ *n* C [11] an arrangement of computers in a network where every computer is connected to every other computer by a separate cable
- Mhz** /'megəhɜ:ts/ *n* C [3] abbreviation for megahertz
- micro-machine** /'maɪkrəʊ mə'ʃi:n/ *n* C [23] an extremely small mechanical mechanism that contains a tiny computer
- microchip** /'maɪkrəʊ ,tʃɪp/ *n* C [27] an electronic integrated circuit in a small package
- microcomputer** /'maɪkrəʊkəm ,pjʊ:tə(r)/ *n* C [2] a personal computer, smaller and less powerful than a mainframe or a minicomputer
- microlaser scanner glasses** /'maɪkrəʊleɪzə 'skæənə ,glɑ:sɪz/ *n* Pl [23] Eye glasses used in virtual reality systems. They use a small laser device to project computer-generated images directly into the user's eye.
- microphone** /'maɪkrəʊfəʊn/ *n* C [6] an input device used for sound
- microprocessor** /'maɪkrəʊ'prəʊsesə(r)/ *n* C [3] the main electronic chip in a computer. It can be thought of as the 'brain' of the computer because it does the main processing and controls the other parts of the computer. It is sometimes called the CPU.
- microwave station** /'maɪkrəʊweɪv ,steɪʃn/ *n* C [12] an installation for receiving and transmitting microwave signals
- microwave transmission** /'maɪkrəʊweɪv træn'smɪʃn/ *n* C [12] the process of sending a high frequency signal known as a microwave
- minicomputer** /'mɪnɪkəm ,pjʊ:tə(r)/ *n* C [2] a computer that is slightly less powerful and a little smaller than a mainframe
- modem** /'məʊdəm/ *n* C [2] an electronic device for converting signals to enable a computer to be connected to an ordinary telephone line. The term comes from an abbreviation of MODulator/DEModulator.

**monitor** /'mɒnɪtə(r)/ *n* C [2] the main output device used to display the output from a computer on a screen. See **VDU**.

**motherboard** /'mʌðəbɔ:d/ *n* C [3] the main electronic circuit board inside a computer that holds and connects together all the main electronic components

**mouse** /maʊs/ *n* C [3, 9] a common cursor control input device used with a graphical user interface. It has two or three button switches on top and a ball underneath that is rolled on a flat surface.

**mouse button** /'maʊs ˌbʌtn/ *n* C [4] a switch on a mouse that is pressed to select an object on the screen

**mousemat** /'maʊsmæt/ *n* C [4] the small pad that a mouse sits on

**MPR-II** /'emprɪ:ə 'ru:/ *n* U [7] guidelines produced by the Swedish National Board for Measurement and Testing giving information on the measurement of emissions from visual display screens

**MSDOS** /'emes'dɒs/ *n* U [5] trademark, abbreviation for Microsoft disk operating system / the operating system that was used in the first PCs

**multimedia** /'mʌltɪ'mɪ:diə/ *n* U [2, 18] the combination of text, graphics, animation, sound, and video

**multimedia computer** /'mʌltɪ'mɪ:diə kəm'pjʊ:tə(r)/ *n* C [2] a computer suitable for running multimedia programs. It usually has a sound card and a CD-ROM drive.

**multiuser** /'mʌltɪ'ju:zə(r)/ *adj* [2, 13] capable of being used by many people at the same time

## N

**Near End** /'niə 'end/ *n* C [12] the equipment at the closest end of a video conferencing system

**Net, (the)** /net/ *n* U [20] the common name for the Internet

**network** /'netwɜ:k/ *n, v* C [5, 11] a combination of a number of computers and peripheral devices connected together / to connect a number of computers and peripheral devices together

**network (interface) card** /'netwɜ:k ˌkɑ:d/ *n* C [5] the electronic circuit board inside a computer that is used to connect the computer to a network

**newsgroup** /'nju:zgru:p/ *n* C [13] an Internet discussion group made up of people with a common interest who use an area on a server computer to display messages about their interest

**notebook (computer)** /'nəʊtbʊk/ *n* C [2] a portable computer that is about the same size as a piece of writing paper

## O

**OCR** /'əʊsɪ'ɑ:(r)/ *n* U [6] abbreviation for optical character recognition

**online** /'ɒn'laɪn/ *adj, preposition* [14] connected to a system and able to be used

**operating system** /'ɒpəreɪtɪŋ ˌsɪstəm/ *n* C [4] the set of programs that control the basic functions of a computer

**optical character recognition** /'ɒptɪkl ˌkærɪktə ˌrekəŋ'nɪʃn/ *n* U [6] a process that enables a computer to scan and recognize printed characters using the reflection of light

**optical disk** /'ɒptɪkl ˈdɪsk/ *n* C [8, 22] a storage device in the form of a disk that uses laser light to store data

**output** /'aʊtpʊt/ *n, v* C [7] data brought out of a system / to bring data out of a system

**output device** /'aʊtpʊt dɪ'vaɪs/ *n* C [7] a piece of equipment used to bring data out of a system

## P

**P-I-P** /'pi:ar'pi:/ *adj* [12] abbreviation for picture-in-picture

**package** /'pækɪdʒ/ *n* C [5] an application program or collection of programs that can be used in different ways

**page-makeup program** /ˌpeɪdʒ ˈmeɪkʌp ˌprəʊgræm/ *n* C [18] a program for designing the layout of a page for publishing

**palmtop (computer)** /'pɑ:m'tɒp/ *n* C [2] a portable computer that is small enough to be held in the palm of one hand. See **handheld**.

**paper tape** /ˌpeɪpə ˈteɪp/ *n* U [25] an obsolete computer input medium consisting of a ribbon of paper with holes punched in it

**parallel port** /'pærələl ˌpɔ:t/ *n* C [3] a long connector at the back of the system unit of a PC that is often used to connect a printer to the CPU

**password** /'pɑ:swɜ:d/ *n* C [9] a secret code used to control access to a network system

**paste** /peɪst/ *v* [18] to insert a copy of data held in the computer's memory at a chosen position

**PC** /ˌpi: ˈsi:/ *n* C [1, 2] abbreviation for an IBM type of personal computer, although sometimes used for other types of personal computer

**peripheral** /pə'rɪfərəl/ *n* C [11] a piece of equipment that is connected to the central processing unit of a computer system

**personal computer** /ˌpɜ:sənəl kəm'pjʊ:tə(r)/ *n* C [2] a computer designed to be used by one person at a time

**picture-in-picture** /ˌpɪktʃə m ˈpɪktʃə(r)/ *adj* [12] a display screen feature that has a video picture displayed inside another video picture

**PIN** /pɪn/ *n* C [24] abbreviation for personal identification number

**pirating** /'paɪətɪŋ/ *n* U [26] illegally copying software programs

**place value** /ˌpleɪs ˌvælju:/ *n* C [22] the value of an individual digit due to the position it occupies in a number, e.g. in the decimal system the second position from the right indicates tens and the third position from the right indicates hundreds

**plotter** /'plɒtə(r)/ *n* C [22] an output device used to output drawings onto paper

**port** /pɔ:t/ *n* C [3] a connector at the back of a system unit of a PC that is used for connecting external devices to the CPU

**portable (computer)** /'pɔ:təbl/ *n* C [2] a computer that is small and light enough to be carried from place to place. It can usually be powered by batteries.

**portable language** /'pɔ:təbl̩ ,læŋgwɪdʒ/ *n* C [21] a language that can be easily converted for use on a number of different operating systems

**post** /'pəʊst/ *v* [14] to display a message in a computer newsgroup or bulletin board

**power supply** /'paʊə sə plau/ *n* C [3] the electrical component that provides filtered mains electricity at the correct voltage for a computer

**printed circuit board** /'prɪntɪd 'sɑ:kɪt ,bɔ:d/ *n* C [27] an electronic board that holds and connects the components of an electronic circuit

**printer** /'prɪntə(r)/ *n* C [2,7] a common output device used for printing the output of a computer on paper

**procedure** /'prə'si:dʒə(r)/ *n* C [19] a subsection of a high-level program designed to perform a particular function

**process** /'prəʊses/ *v* C [9] to manipulate the data according to the program instructions

**processor** /'prəʊsesə(r)/ *n* C [3,9] the part of a computer that processes the data

**program** /'prəʊgræm/ *n, v* C [1,19,20] a set of instructions written in a computer language that control the behaviour of a computer / to write a set of instructions for controlling a computer using a computer language

**programmer** /'prəʊgræmə(r)/ *n* C [5,19,20,21] a person who writes computer programs

**programming** /'prəʊgræmɪŋ/ *n* U [19,20,21] the processes of writing a computer program using a computer language

**programming language** /'prəʊgræmɪŋ ,læŋgwɪdʒ/ *n* C [14,19,20,21] a computer language used for coding computer programs

**punched card** /'pʌntʃt ,kɑ:d/ *n* C [25] an obsolete computer input medium consisting of a set of cards with holes punched in them

## R

**RAM** /ræm/ *n* U [3] acronym for random access memory – memory that can be read and written to by the processor

**random access** /'rændəm 'ækses/ *n* U [8] a system of getting access to any location in a storage area in any order

**read-only** /'ri:d 'əʊnli/ *adj* [8] can only be read from and not written to

**read-only memory** /'ri:d 'əʊnli ,meməri/ *n* U [15] memory that contains programs and data that the user cannot change, for example, it may contain the programs required to start up a computer

**read/write head** /'ri:d 'raɪt ,hed/ *n* C [8] the mechanism inside a disk or tape drive that is used for reading from and writing to the storage media

**readout** /'ri:daʊt/ *n* C [24] a display showing a measurement

**record** /'rekɔ:d/ *n* C [17] a section of a database made up of related database fields

**recycle bin** /ri:'saɪkl̩ ,bm/ *n* C [9] a program used to hide files that are no longer required and bring them back if they are required again. Emptying the recycle bin deletes the files completely.

**refresh rate** /rɪ'fref̩ ,reit/ *n* C [7] the frequency at which the image is re-drawn on a display screen

**register** /'redʒɪstə(r)/ *n* C [22] a small unit of very fast memory that is used to store a single piece of data or instruction temporarily that is immediately required by the processor

**resolution** /'rezə'lju:ʃn/ *n* C [7] a measure of the quality of a display screen in terms of the amount of graphical information that can be shown on the screen. This partly depends on the number of dots which make up the image.

**ring topology** /'rɪŋ tɔ:pɒlədʒi/ *n* C [11] a physical layout of a network where all the computers are connected in a closed loop

**robot** /'rəʊbɒt/ *n* C [22] a mechanical device controlled by a computer

**robotic** /rəʊ'bɒtɪk/ *adj* [24] to do with robots

**robotics** /rəʊ'bɒtɪks/ *n* U [23] the study of robot systems

**ROM** /rɒm/ *n* U [22] acronym for read-only memory

**router** /'ru:tə(r)/ *n* C [13] an electronic device that links different networks or parts of a network. It determines the path that a signal should take to reach its destination.

**ruler** /'ru:lə(r)/ *n* C [16] a horizontal line containing markings indicating measurements on the display screen

**run** /rʌn/ *v* [8] to execute a program, i.e. to get a program to process the data

## S

**save** /seɪv/ *v* [4,16] to copy a program or data to a storage device

**scan** /skæn/ *v* [1,6] to copy using a scanner

**scanner** /'skænə(r)/ *n* C [6] an optical input device that uses the reflection of light to copy text or graphics into a computer

**screen (display)** /skri:n/ *n* C [1,4,6] the front surface of a computer monitor where the output of a computer is displayed

**script** /skript/ *n* C [21] a small program written in a scripting language that is used to perform a simple function or to tie other programs together

**scripting language** /'skriptɪŋ ,læŋgwɪdʒ/ *n* C [21] a simple computer language used for writing scripts that control computer applications

**scroll** /skrɔ:ɪl/ *v* [15] to move displayed information smoothly, either horizontally or vertically, on the screen

**search engine** /'sɜ:tʃ ,endʒɪn/ *n* C [14] a program designed to find information on the World Wide Web according to data entered by the user. Search engines are usually accessed from special websites.

**secondary storage** /sekəndri 'stɔ:ɪdʒ/ *n* U [22] memory used for storing data that is not currently being used

**serial mouse** /'sɪəriəl ,maʊs/ *n* C [3] the type of mouse that is connected to the serial port at the back of the system unit of a PC

**serial port** /'sɪəriəl ,pɔ:t/ *n* C [3] the small connector at the back of the system unit of a PC that is used to connect a serial device such as a serial mouse or a modem. Two serial ports labelled COM1 and COM2 are usually provided on a PC.

**server** /'sɜ:və(r)/ *n* C [11] a main computer that provides a service on a network

**SIMM** /sɪm/ *n* C [2, 15] acronym for single in-line memory module / a small electronic circuit board containing memory chips. SIMMs are designed to be plugged into memory slots.

**smart card** /ˈsmɑːtkɑːd/ *n* C [23] a plastic card containing a processor and memory chip. It can be used to store large amounts of confidential data.

**smart card reader** /ˈsmɑːtkɑːd ˈriːdər/ *n* C [24] a device used for reading smart cards

**smart clothes** /ˈsmɑːt ˈkləʊðz/ *n* Pl [24] clothes that contain embedded computing devices

**software** /ˈsɒftweə(r)/ *n* U [5] the programs and data used in a computer

**solid state memory** /ˈsɒlɪd ˈsteɪt ˈmeməri/ *n* U [6] electronic memory made from electronic chips

**spacebar** /ˈspeɪsbɑː(r)/ *n* C [4, 21] the long key along the bottom of a keyboard used for inserting blank spaces in a document

**speech recognition board** /spiːtʃ ˈrekəɡˈnɪʃn ˈbɔːd/ *n* C [6] an electronic card that converts analogue sound signals into binary code to enable the computer to identify spoken words

**spell(ing) checker** /ˈspel ˈtʃekə(r)/ *n* C [20] a programmed function that checks the spelling of text in a document

**spellcheck** /ˈspeltʃek/ *n, v* C [16] a check of spelling in a document / to check the spelling in a document

**spreadsheet** /ˈspredʃiːt/ *n* C [10, 17] a type of application program with an array of cells that is used for calculating formulas

**SQL** /ˈeskjuːəl/ *n* U [28] abbreviation for structured query language / a language used for searching databases

**stack** /stæk/ *n* C [22] a temporary register that is used to store program instructions and data in a fixed sequence while the processor services an interrupt

**star topology** /ˈstɑː tɒˈpɒlədʒi/ *n* C [11] a physical layout of a network where all the computers are connected by separate cables to a central hub

**status bar** /ˈsteɪtəs ˈbɑː(r)/ *n* C [16] a narrow band across the bottom of the screen that displays useful information for the user

**storage device** /ˈstɔːrɪdʒ dɪˈvaɪs/ *n* C [8] a piece of equipment used for reading from and writing to a storage medium

**storage medium** /ˈstɔːrɪdʒ ˈmiːdiəm/ *n* C [8] a material used for storing programs and data

**sub-program** /ˈsʌbrəʊgræm/ *n* C [27] a small program that performs a specific function and is part of a larger program

**subfolder** /ˈsʌbfəʊldə(r)/ *n* C [9] a way of subdividing a folder so that stored files can be organized into smaller groups

**subnotebook (computer)** /ˈsʌbnəʊtbʊk/ *n* C [2] a portable computer that is a little smaller than a notebook computer. It is small enough to fit inside a jacket pocket.

**subscriber** /səbˈskraɪbər/ *n* C [13] a user who becomes a member of a newsgroup

**supercomputer** /suːpəˈkɒmˌpjʊːtər/ *n* C [2] the most powerful type of mainframe computer

**swipe card** /ˈswaɪp ˈkɑːd/ *n* C [26] a plastic card with a magnetic strip running across it containing confidential data

**synchronize** /ˈsɪŋkrənaɪz/ *v* [22] to control the timing of events so that they take place in the correct order

**syntax checker** /ˈsɪntæks ˈtʃekə(r)/ *n* C [19] a computer function used when writing programs that checks for mistakes in the vocabulary or punctuation of the program

**syntax error** /ˈsɪntæks ˈerə(r)/ *n* C [19, 20] a mistake in a program due to a wrong word or punctuation symbol being used

**system error** /ˈsɪstəm ˈerə(r)/ *n* C [19] a program error caused by a fault affecting the operating system, usually due to a hardware failure

**system unit** /ˈsɪstəm ˈjuːnɪt/ *n* C [2, 9] the main part of a PC. It usually includes the electronics, power supply, hard disk drive, floppy disk drive, and a small loudspeaker. It may also include a CD-ROM drive and one or two other devices, but also has connectors to allow external devices to be attached.

**systems analysis** /ˈsɪstəmz əˈnæləsɪs/ *n* U [5, 27] the study of a system to determine how it can be computerized

**systems program** /ˈsɪstəmz ˈprəʊgræm/ *n* C [27] a program that is part of a computer operating system and controls a basic function of a computer

**systems programming** /ˈsɪstəmz ˈprəʊgræmɪŋ/ *n* U [21] the writing of systems programs

## T

**tab** /tæb/ *n* C [9] a dialog box component that is used to switch between different sets of data

**tab (2)** /tæb/ *n, v* C [16] a fixed amount of space inserted into a line of text / to insert a fixed amount of space into a line of text

**tag** /tæg/ *n* C [21] a label used in HTML that is attached to a piece of text to mark the start or the end of a particular function

**TCO-95** /ˈtiːsiːəʊ ˈnɑːmɪ ˈfaɪv/ *n* U [7] a strict standard of safety, health, and ergonomics produced by The Central Organization of Salaried Employees in Sweden

**TCP/IP** /ˈtiːsiːpiː ˈɑːr piː/ *n* U [27] abbreviation for transmission control protocol / Internet protocol / the official standard that determines the form of the signals used for transmitting data on the Internet.

**terminal** /ˈtɑːmɪnəl/ *n* C [1, 28] a network device used to input and output data (usually a basic computer)

**text box** /ˈtekst ˈbɒks/ *n* C [9] a dialog box component that is used for entering text

**title bar** /ˈtaɪtl ˈbɑː(r)/ *n* C [9] a narrow strip across the top of a window in a WIMP system that indicates what is inside the window

**toner** /ˈtəʊnə(r)/ *n* U [10] the powder used inside laser printers

**toolbar** /ˈtuːlbɑː(r)/ *n* C [14] a row of icons displayed on a screen that start common program functions when clicked with a mouse

**toolbox** /ˈtuːlbɒks/ *n* C [18] a set of icons displayed on a screen for selecting common program editing functions. For example, a graphics package usually has a toolbox containing icons for choosing the line width, the line colour, for creating different common shapes, and for rotating images.



**topology** /tə'pɒlədʒi/ *n* C [11] the physical layout of a network

**touch screen** /'tʌtʃ ,skri:n/ *n* C [6, 24] an input device in the form of a monitor screen that responds when touched by the user

**touchpad** /'tʌtʃpæd/ *n* C [6] a cursor control input device that senses the movement of a finger across a flat surface

**trackerball** /'trækəbɔ:l/ *n* C [6] a cursor control input device that has a ball on top that is moved by the user's fingers

**translator program** /træn'sleɪtə ,prəʊgrəm/ *n* C [19] a computer program that translates a program from one computer language to another

**Trinitron** /'trɪnɪtrɒn/ *adj* [7] the trade name for a type of monitor technology created by the Sony Corporation

## U

**undo** /,ʌn'du:/ *v* [16] to restore a file to the condition it was in before the last change was made

**unidirectional** /ju:nɪdɪ'rekʃənəl/ *adj* [22] designed to carry signals in or from one direction only

**update** /,ʌp'det:/ *v* [15] to bring up to date, i.e. to change into the latest version

**upgrade** /,ʌp'greɪd/ *v* [27, 28] to add components to improve the features or performance of a system

**upgradeable** /,ʌp'greɪdəbl/ *adj* [3] designed so that components can be added to improve the features or performance of the system

## V

**VB** /,vi:'bi:/ *n* U [28] abbreviation for Visual Basic / a general purpose programming language

**VDU** /,vi:'di:'ju:/ *n* C [27] abbreviation for visual display unit / another name for a computer monitor

**video conference** /'vɪdɪə,kɒnfərəns/ *n* C [12] a meeting between people that are a long distance apart using cameras and display screens connected to a network to allow the people to see and hear each other

**video conferencing** /,vɪdɪə'kɒnfərənsɪŋ/ *n* U [12] a form of communication over a network that uses video cameras so that the people taking part can see and hear each other

**video memory** /'vɪdɪə ,meməri/ *n* U [3] the memory used to store graphics data on a graphics card

**videophone** /'vɪdɪəfəʊn/ *n* C [24] a telephone system that displays a video picture of the caller

**video (VGA) port** /'vɪdɪə ,pɔ:t/ *n* C [3] the small connector at the back of the system unit of a PC that is used to connect the monitor to the graphics card

**virtual (reality) mouse** /,vɜ:tʃʊəl 'maʊs/ *n* C [23] a cursor control input device used in virtual reality systems

**virtual reality** /,vɜ:tʃʊəl rɪ'æləti/ *n* U [23] a simulated three dimensional environment that surrounds the user and is generated by a computer

**virus** /'vaɪrəs/ *n* C [10] a program written deliberately to damage data or cause a computer to behave in an unusual way

**virus check** /'vaɪrəs ,tʃek/ *n, v* C [21] a test of a system to see if it contains a virus / to test a system to see if it contains a virus

**voice mailbox** /'vɔɪs ,meɪlbɒks/ *n* C [12] a storage area for spoken messages

**voicemail** /'vɔɪsmel/ *n* U [12] a system of communication that uses computers to store spoken messages

**VR** /,vi:'u:(r)/ *n* U [23] abbreviation for virtual reality

**VR glove** /,vi:'ɑ: 'glɒv/ *n* C [23] a virtual reality glove. See **dataglove**.

**VR headset** /,vi:'ɑ: 'hedset/ *n* C [23] a virtual reality headset / an output device worn on the user's head in a virtual reality system. It displays three-dimensional graphics on a screen in front of the user's eyes

**VR mouse** /,vi:'ɑ: 'maʊs/ *n* C [23] a virtual reality mouse

## W

**WAN** /wæn/ *n* C [15] acronym for wide area network

**Web, (the)** /web/ *n* U [14] the common name for the World Wide Web

**webpage** /'webpeɪdʒ/ *n* C [6, 14] a hyperlinked page in a web network system

**website** /'websaɪt/ *n* C [4, 14] a set of pages on the World Wide Web

**website address** /'websaɪt ə'dres/ *n* C [4, 14] the unique address that is used to access a website

**White Pages, (the)** /waɪt 'peɪdʒz/ *n* Pl [14] a website used for finding the email addresses of registered users

**wide area network** /waɪd ,eəriə 'netwɜ:k/ *n* C [11] computers connected together over a large distance

**wildcard character** /'waɪldkɑ:d ,kærɪktə(r)/ *n* C [17] a symbol used to represent any character or combination of characters

**WIMP system** /'wɪmp ,sɪstəm/ *n* C [9] acronym for windows, icons, menus, and pointers / a common type of graphical user interface

**window** /'wɪndəʊ/ *n* C [9] a rectangular screen area containing a program, folder, or file in a WIMP system

**Windows** /'wɪndəʊz/ *n* U [9] the common name for Microsoft Windows, a popular graphical user interface developed by the Microsoft Corporation

**word processing package** /,wɜ:d 'prəʊsesɪŋ ,pækɪdʒ/ *n* C [6, 16] See **word processor**.

**word processing** /,wɜ:d 'prəʊsesɪŋ/ *n* U [10, 16] the process of typing and editing text using a word processor

**word processor** /,wɜ:d 'prəʊsesə(r)/ *n* C [10, 16] a type of computer application program used for typing and editing text documents

**workstation** /'wɜ:ksteɪʃn/ *n* C [7] a desk area used for working with a computer system

**World Wide Web, (the)** /,wɜ:ld ,waɪd 'web/ *n* U [14] an information service on the Internet that allows document pages to be accessed using hyperlinks



# Basic English for Computing

This course is intended for both students of computing and those working in the computing sector. It is suitable for learners at elementary to pre-intermediate level who need to upgrade their knowledge of English in a professional context. It is designed for use in universities, colleges, and technical schools, and on company training programmes.

## Student's Book

There are twenty-eight topic-based units covering a range of key areas from computer uses and applications, through input and output devices, networks, the Internet, multimedia, programming, and work issues through to future trends in the computing sector. Six additional 'interview' units focus on six different jobs in the sector, from computing student to systems manager. Key language and vocabulary are presented via a range of authentic contexts. The course aims to develop all four skills, with special emphasis on those which will be of practical use in professional situations.

## Cassette

The cassette includes the dialogues and listening passages from all the units.

## Teacher's Book

The Teacher's Book contains unit-by-unit teaching notes including a technical introduction to each topic, answers to the tasks and exercises, and the tapescripts of all listening tasks.

Cover photograph Stuart Hunter (Debut Art)

**OXFORD**  
UNIVERSITY PRESS

[www.oup.com](http://www.oup.com)

ISBN 0-19-457396-6



9 780194 573962